



📖 High School

Daily English Conversation

Preface



“If you talk to a man in a language he understands, that goes to his head.
If you talk to him in his language, that goes to his heart.”

Nelson Mandela

외국어로 소통한다는 것은 단순히 다른 언어로 의미를 전달하는 방법을 배우는 것이 아닙니다. 그 언어를 사용하는 사람들의 마음속으로 들어가 그들의 문화를 진심으로 체험하는 과정입니다. 이러한 입체적인 언어 체험 기회를 제공하는 것이 본 실생활 영어 회화 교과서를 기획하고 제작하는 동안 집필진의 최우선 과제였습니다. 이를 위해 일상생활에서 경험할 수 있는 친숙한 소재를 선정하여 여러분이 학습 과정에 더욱 몰입할 수 있도록 다음 세 가지 주요 원칙을 따랐습니다.

첫째, 실생활 중심의 의사소통 역량을 향상시키기 위해 친숙한 소재를 선정하였습니다. 실생활에서 자주 접하는 주제와 상황을 다루어 영어를 배우는 것이 더욱 흥미롭고 실용적일 수 있도록 구성하였습니다. 여러분이 직접 경험할 수 있는 다양한 상황에서 영어를 사용해 봄으로써 실제로 필요한 영어 능력을 기를 수 있습니다.

둘째, 자기 주도적 학습이 효과적으로 이루어질 수 있도록 다양한 개별 활동과 협동 학습을 제공합니다. 이러한 활동은 단순히 반복적인 연습을 넘어서, 여러분의 경험, 의견, 창의적인 생각을 반영할 기회를 제공합니다. 이를 통해 영어 의사소통에 필요한 유창성과 정확성을 균형 있게 발전시킬 수 있습니다.

셋째, 영어 자신감을 키울 수 있도록 구성하였습니다. 실생활에서 영어를 듣고 이해하며 자기 생각과 의견을 표현하는 능력을 기르는 것이 영어 학습의 궁극적인 목표입니다. 다양한 평가 방식을 통해 학습 진도를 스스로 점검하고 보완할 수 있도록 하였으며, 흥미로운 사진과 동영상 자료로 세계의 다양한 문화를 이해하고 국제적 감각을 기를 수 있게 하였습니다.

영어를 배우는 것은 단순히 언어를 익히는 것을 넘어, 다양한 문화권의 사람들과 소통하며 더 넓은 세상으로 나아갈 수 있는 능력을 지니게 됨을 의미합니다. 여러분이 본 교과서를 통해 실생활에서 영어를 듣고 말하며 자기 생각과 의견을 자유롭게 표현할 수 있기를 바랍니다. 나아가 앞으로 펼쳐질 더 넓은 세상을 탐험하는 데 필요한 여러분만의 나침반을 갖게 되기를 진심으로 응원하겠습니다.

저자 일동

Contents



LESSON 1

> 10

Discover Yourself

TOPIC 1

Focusing on Your Strengths

TOPIC 2

Imagining Your Future



LESSON 2

> 26

Coloring Your Life

TOPIC 1

Leisure Time

TOPIC 2

Building Good Relationships



LESSON 3

> 42

Be a Wise Consumer

TOPIC 1

Food Choices

TOPIC 2

Smart Shopping Strategies



LESSON 4

> 58

Time to Pack Your Bags

TOPIC 1

Your Dream Destinations

TOPIC 2

A Troubled Journey



LESSON 5

> 74

Living in Harmony

TOPIC 1

Community Spirit

TOPIC 2

A Greener World



LESSON 6

> 90

Life as a Digital Native

TOPIC 1

My Digital Life

TOPIC 2

Getting Media Right

APPENDIX

Answers 108

Scripts 112

Sources 124

Scope & Sequence

LESSON	BIG QUESTION	TOPIC	COMMUNICATIVE FUNCTIONS	LISTEN & SPEAK
LESSON 1 Discover Yourself	How can you get to know yourself better?	Topic 1 Focusing on Your Strengths	강점 표현하기 I'm good at learning new languages.	<ul style="list-style-type: none"> • 학교 동아리 가입 관련 대화 듣기 • 새로운 강점 찾기 관련 대화 듣기 • 강점 말하기
		Topic 2 Imagining Your Future	장래 희망 표현하기 I want to be a biologist in the future.	<ul style="list-style-type: none"> • Career Day 관련 대화 듣고 말하기 • 장래 희망 말하기
LESSON 2 Coloring Your Life	What should you do to live a happy life?	Topic 1 Leisure Time	좋아하는 것 표현하기 I enjoy swimming in my free time.	<ul style="list-style-type: none"> • 취미 활동 관련 대화 듣기 • 스트레스 완화 관련 대화 듣기 • 좋아하는 여가 활동 말하기
		Topic 2 Building Good Relationships	감정 표현하기 I'm glad to hear that.	<ul style="list-style-type: none"> • 친구 관계 고민 관련 대화 듣고 말하기 • 친구 사이의 실수를 사과하고 그 사과를 받아주는 감정 말하기
LESSON 3 Be a Wise Consumer	How do you manage your spending habits?	Topic 1 Food Choices	제안 및 권유하기 How about making <i>gimbap</i> for lunch?	<ul style="list-style-type: none"> • 식당에서의 음식 주문 관련 대화 듣기 • 음식 배달 주문 관련 대화 듣기 • 외국 음식점의 메뉴 말하기
		Topic 2 Smart Shopping Strategies	선호 표현하기 I think the orange shirt is better than the purple shirt.	<ul style="list-style-type: none"> • 중고 거래 대화 듣고 말하기 • 선호하는 제품 말하기
LESSON 4 Time to Pack Your Bags	What is most important to you when traveling?	Topic 1 Your Dream Destinations	계획 말하기 I'm planning to try scuba diving.	<ul style="list-style-type: none"> • Quebec Winter Carnival 관련 대화 듣기 • 부산 여행 계획 관련 대화 듣기 • 여행지별 여행 계획 말하기
		Topic 2 A Troubled Journey	충고하기 You'd better prepare a power bank.	<ul style="list-style-type: none"> • 항공편 지연 상황 관련 대화 듣고 말하기 • 여행 중 발생한 문제 상황별로 도움을 요청하고 그 문제에 대한 해결책 말하기
LESSON 5 Living in Harmony	How can you make the world a better place?	Topic 1 Community Spirit	알고 있음을 표현하기 I heard that the animal shelter is looking for volunteers.	<ul style="list-style-type: none"> • 공원 내 교통 표지판 관련 대화 듣기 • 장애인 친화 식당 관련 대화 듣기 • 지역 사회 행사 말하기
		Topic 2 A Greener World	강조하기 It's important to avoid using disposable plastic.	<ul style="list-style-type: none"> • 생활 속 환경 보호 방법 관련 대화 듣고 말하기 • 장소별 환경 보호 실천 방법 말하기
LESSON 6 Life as a Digital Native	How can you become a good digital citizen?	Topic 1 My Digital Life	의견 표현하기 It seems to me that your screen time is a bit high.	<ul style="list-style-type: none"> • 즐겨 보는 미디어 콘텐츠 관련 대화 듣기 • AI chatbot 활용 관련 대화 듣기 • 유용한 애플리케이션 말하기
		Topic 2 Getting Media Right	책임 표현하기 You should check whether the source is trustworthy.	<ul style="list-style-type: none"> • 허위 광고 관련 대화 듣고 말하기 • 미디어를 책임감 있게 사용하는 방법 말하기



REAL-LIFE LISTENING / REAL-LIFE VIEWING	COMMUNICATION ACTIVITY	PROJECT	SOUNDS	INSIDE CULTURE
Podcast 강점을 찾는 방법에 관한 조언을 듣고 내용 도식화하기	친구들과 서로의 강점을 알아보고 대화하기	미래의 새로운 직업 광고 포스터를 만들어 공유하기	내용어 발음하기	세계 각지의 이색 직업
Interview 여러 직업을 가진 사람의 인터뷰 영상을 보고 잡지 글 완성하기	나의 미래 명함을 만들고 장래 희망 발표하기	Link to Social Studies		
Commercial 취미 애플리케이션 광고를 듣고 브로슈어 완성하기	취미를 직접 언급하지 않고 그것을 즐기는 방법을 설명 하여 숨은 Liar 찾기	스트레스 해소 방법 소개 영상을 만들어 공유하기	ed로 끝나는 일반동사의 과거형 발음하기	세계 각지의 이색 취미
Animation 우연한 기회로 친구가 된 사람들의 영상을 보고 이야기 완성하기	잊을 수 없는 순간을 소셜 미디어 게시물로 작성하고 발표하기	Link to Media		
Cooking Show 남은 음식을 활용하는 요리법을 듣고 요리책 완성하기	좋아하는 식당 후기를 작성하고 짝과 대화하기	판매할 중고 물품 광고 전단을 만들어 공유하기	자음과 모음의 연음 발음하기	세계 각지의 특별한 생일 음식
News Report 늦은 밤 온라인 쇼핑의 위험성에 관한 뉴스를 보고 내용 도식화하기	물품별로 자신이 선호하는 구매 방식을 작성해 보고 발표하기	Link to Economics		
Radio Broadcast 시기별 추천 여행지 관련 라디오를 듣고 여행 브로슈어 완성하기	여행 계획을 작성하고 짝과 대화하기	가고 싶은 여행지를 주제로 콜라주 작품을 만들어 공유하기	두 단어 사이의 같은 자음 소리 발음하기	세계 각지의 특이한 교통수단
Travel Guide 유유니 소금 사막 여행 시 주의 사항을 보고 안내 글 완성하기	여행 중에 일어날 수 있는 문제 상황에 대한 해결책을 작성해 보고 발표하기	Link to Art		
Speech 지역 사회에 공헌한 이들에게 시상하는 연설을 듣고 상장 완성하기	이웃을 돕는 영웅의 모습과 능력을 정리하고 짝과 대화하기	플라스틱 사용 빈도를 기록하고 줄이는 방법을 작성하여 공유하기	일반 의문문과 의문사 의문문의 억양 발음하기	기후 변화로 세계 각지에서 사라지는 것들
Documentary 지구를 돕는 동물 관련 다큐멘터리를 보고 내용 도식화하기	쓰레기의 올바른 분리배출 방식을 검색해 보고 발표하기	Link to Environment		
Presentation 새로운 음악 추천 시스템 발표를 듣고 발표 자료 완성하기	원하는 스마트 홈 기능을 작성해 보고 짝과 대화하기	학교 관련 정보의 사실을 확인하고 속보 영상을 제작하여 공유하기	s 또는 es로 끝나는 3인칭 단수 현재형 동사 발음하기	세계를 연결하는 디지털 미디어
Lecture 저작권 관련 강의를 보고 내용 도식화하기	디지털 미디어 이용 습관 관련 설문을 작성하고 자신의 실천 계획 발표하기	Link to Media		

Introduction



LESSON GOALS & FUNCTIONS / BIG QUESTION

- 각 단원의 학습 목표와 의사소통 기능을 미리 확인한다.
- 단원의 핵심 질문인 BIG QUESTION을 읽고 단원의 주제를 미리 생각한 뒤, 각 TOPIC의 소재와 주요 과업을 확인하며 학습 흐름을 파악한다.

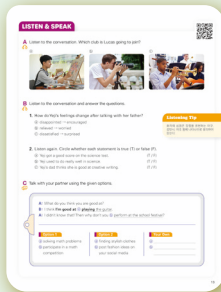


GET READY

- 실생활에서 접할 수 있는 다양한 읽기 자료를 통해 학습할 주제를 생각해 본다. 이를 바탕으로 주요 어휘 및 의사소통 기능을 사용하여 자신의 경험, 의견 등을 짧은 대화를 통해 나눈다.

TOPIC 1 읽기 자료를 보고 짧게 대화하는 활동을 한다.

TOPIC 2 대화를 듣고 읽기 자료를 확인한 뒤, 관련 주제로 짧게 대화하는 활동을 한다.

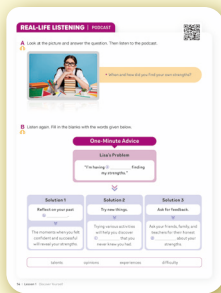


LISTEN & SPEAK

- 의사소통 기능을 활용하여 듣기와 말하기의 통합 활동을 한다.

TOPIC 1 두 개의 대화를 듣고 내용 이해도 점검 활동을 한 뒤, 관련 소재로 말하기 활동을 한다.

TOPIC 2 긴 대화를 듣고 내용 이해도 점검 활동을 한 뒤, 관련 소재로 말하기 활동을 한다.



REAL-LIFE LISTENING / REAL-LIFE VIEWING

- 실생활에서 접할 수 있는 듣기 자료와 영상 자료를 통해 듣기/보기와 읽기의 통합 활동을 한다.

TOPIC 1 광고, 연설 등의 듣기 자료를 바탕으로 관련 읽기 자료를 완성하는 활동을 한다.

TOPIC 2 인터뷰, 뉴스 보도 등의 영상 자료를 바탕으로 관련 읽기 자료를 완성하는 활동을 한다.



듣기 활동



말하기 활동



대화 활동



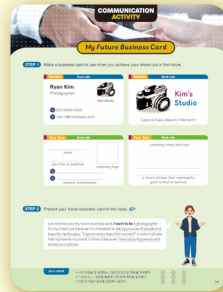
영상 보기 활동



타 교과 연계



음원 및 영상




COMMUNICATION ACTIVITY

- 단원의 주제와 관련한 활동을 수행한 뒤 의사소통 기능을 활용해 짝 또는 조원과 대화하거나 학급에 발표하여 결과물을 공유한다. 활동을 종료한 후에는 스스로 평가(SELF-CHECK)한다.


TOPIC 1 수행한 활동의 결과물을 짝과 대화하여 공유한다.

TOPIC 2 수행한 활동의 결과물을 개별적으로 발표하여 공유한다.



PROJECT

- 모둠을 만들어 정보를 수집하고 자료를 만들어 발표하는 등 단원의 주제와 관련한 과업을 단계별로 수행한다. 단계마다 제시된 자기평가 요소(Checklist)를 활용하여 과업 진행 상황을 수시로 점검한다. 과업을 수행하면서 의사소통 능력, 문제 해결 능력, 창의력, 협동심을 기른다.



LANGUAGE FOCUS

- **Communicative Functions:** 추가 의사소통 기능을 학습한다.
- **Sounds:** 단원에서 쓰인 주요 문장을 바탕으로 여러 가지 발음 현상, 억양, 강세 등을 듣고 말해 보며 영어의 음운 현상을 익힌다.

REVIEW & REFLECT

- 대화 또는 담화를 듣고 점검 활동을 하며 학습한 내용을 정리한다.
- 단원을 통해 학습한 내용을 바탕으로 BIG QUESTION에 답한다.



INSIDE CULTURE

- 단원의 주제와 연관된 세계 각국의 다양한 문화 관련 읽기 자료를 통해 타 문화에 대한 이해를 넓힌다.

EVERYDAY IDIOM

- 만화 속 대화를 통해 단원의 주제와 관련하여 실생활에서 자주 쓰이는 관용적 표현의 의미와 쓰임새를 학습한다.

LESSON 1

Discover Yourself

LESSON GOALS & FUNCTIONS

TOPIC 1

강점 표현하기

자신이 잘하는 것을 말할 수 있다.

I'm good at learning new languages.

TOPIC 2

장래 희망 표현하기

자신의 장래 희망을 말할 수 있다.

I want to be a biologist in the future.





BIG QUESTION

How can you get to know yourself better?

TOPIC 1

Focusing on Your Strengths

TOPIC 2

Imagining Your Future

PROJECT

Advertising a Future Job

[Link to Social Studies](#)



GET READY

A Look at the cards below and check the boxes that best describe your strengths.

What types of intelligence do you have?

Body Smart



- ☐ playing sports or dancing
- ☐ creating things with my hands

People Smart



- ☐ communicating with people
- ☐ resolving conflicts in groups

Self Smart



- ☐ understanding myself
- ☐ working independently

Logic Smart



- ☐ using numbers
- ☐ doing scientific experiments

Nature Smart



- ☐ taking care of plants or animals
- ☐ planting trees and gardening

Word Smart



- ☐ learning new languages
- ☐ writing stories

Picture Smart



- ☐ drawing, painting, or designing
- ☐ reading maps and charts

Music Smart



- ☐ singing and playing instruments
- ☐ remembering songs

B Based on what you checked above, talk with your partner about your strengths.



What is one of your strengths?

I'm good at learning new languages.

Then you must be word smart.



LISTEN & SPEAK



A Listen to the conversation. Which club is Lucas going to join?



(a)



(b)



(c)



B Listen to the conversation and answer the questions.



1. How do Yeji's feelings change after talking with her father?

- (a) disappointed → encouraged
- (b) relieved → worried
- (c) dissatisfied → surprised

2. Listen again. Circle whether each statement is true (T) or false (F).

- (a) Yeji got a good score on the science test. (T / F)
- (b) Yeji used to do really well in science. (T / F)
- (c) Yeji's dad thinks she is good at creative writing. (T / F)

Listening Tip

화자의 심경은 감정을 표현하는 어구, 감탄사, 어조 등에 나타나므로 유의하여 듣는다.

C Talk with your partner using the given options.



A: What do you think you are good at?

B: I think I'm good at (a) playing the guitar.

A: I didn't know that! Then why don't you (b) perform at the school festival?

Option 1

- (a) solving math problems
- (b) participate in a math competition

Option 2

- (a) finding stylish clothes
- (b) post fashion ideas on your social media

Your Own

- (a) _____
- (b) _____



A Look at the picture and answer the question. Then listen to the podcast.



- When and how did you find your own strengths?

B Listen again. Fill in the blanks with the words given below.



One-Minute Advice

Lisa's Problem

"I'm having ^a _____ finding my strengths."



Solution 1

Reflect on your past

^b _____.



The moments when you felt confident and successful will reveal your strengths.

Solution 2

Try new things.



Trying various activities will help you discover ^c _____ that you never knew you had.

Solution 3

Ask for feedback.



Ask your friends, family, and teachers for their honest ^d _____ about your strengths.

talents

opinions

experiences

difficulty

COMMUNICATION ACTIVITY

Find Someone Who Is Good at ...

STEP 1 Make groups of four. Ask one another who is good at the following skills. Write down the names of the group members who are good at each one. 💬

Example

Minji: Taeho, do you think **you are good at speaking** in public?

Taeho: Yes, I do. How about you, Sumin?

Sumin: **I'm not good at speaking** in public. What about you, Jiyul?

Jiyul: I think **I'm good at it**.

Sample

speaking in public _____ <i>Taeho, Jiyul</i> _____	listening to others _____	singing _____	math _____
memorizing people's names _____	taking care of animals _____	making people laugh _____	editing photos or videos _____
saving money _____	drawing _____	making plans _____	swimming _____
cooking _____	organizing things _____	playing with kids _____	_____

Your Own

STEP 2 If you still have blanks on your page, go to another group and ask questions to fill in all the blanks with your classmates.

SELF-CHECK

- 각 강점을 가진 친구를 찾기 위해 적극적으로 질문했다.
- 'be good at ...' 표현을 활용해 서로의 능력을 묻고 대답했다.
- 다른 친구의 질문을 집중해서 듣고 솔직하게 대답했다.



GET READY




A Listen to the conversation and check what David's dream job is.



Nuri High School Students' Top 10 Dream Jobs



☐ teacher



☐ athlete



☐ content creator



☐ computer engineer



☐ chef



☐ biologist




☐ makeup artist



☐ receptionist



☐ architect



☐ data scientist

B Talk with your partner about your dream job.



What do you want to be in the future?

I want to be a dancer.

I want to be a biologist in the future.
What about you?



LISTEN & SPEAK



A Listen to the conversation and fill in the blanks.



Helen and Dongjin are talking in their classroom.

Helen: Hi, Dongjin. **You know what?** A Career Day event _____ next month. I'm so excited!

Dongjin: Career Day? I've never heard of it. What is it?

Helen: Companies and professionals from different industries will visit our school and _____ about real-world jobs.

Dongjin: Sounds interesting. I hope I can get information about airline companies. **I want to be a flight attendant.**

Helen: Nice! You would be great at that job.

Dongjin: Thanks. How about you? What kinds of companies or industries are you interested in?

Helen: I'm interested in learning more about artificial intelligence industries. **I've always wanted to work in technology!**

Dongjin: Cool. Now I _____ Career Day!



B Practice the conversation with your partner and then switch roles.



C Talk with your partner using the given options.



Speaking Tip

상대방의 주의를 끌면서 새로운 정보나 놀라운 사실을 말할 때 'You know what?'을 사용할 수 있다.

A: What would you like to be in the future?

B: **I want to be** ① a teacher.

A: That sounds interesting. Why do you want to be ① a teacher?

B: I'm interested in ② helping others learn and grow.

Option 1

- ① a police officer
- ② making our community safe

Option 2


- ① a translator
- ② connecting cultures through language

Your Own

- ① _____
- ② _____



A Look at the thumbnail image and answer the question. Then watch the interview.



- Have you ever considered having multiple jobs?

B Watch again. Fill in the blanks with the words given below.



Let's Meet a Modern Worker!



Q: Please introduce yourself.

A: I'm Henry Brown. I'm a writer and an online
 ① _____. I also work at a coffee shop.

Q: Why did you choose to have multiple jobs?

A: I wanted to pursue my various ② _____ and gain experience in different fields.

Q: How do you manage three different jobs?

A: It's challenging for me. But I learned that time
 ③ _____ is key. I organize my schedule to handle each job.

Q: Do you have any advice for people with multiple jobs?

A: Try to balance your ④ _____ and get enough rest for your health.

jobs

tutor

management

interests

COMMUNICATION ACTIVITY

My Future Business Card

STEP 1 Make a business card to use when you achieve your dream job in the future.

Sample **Front side**


Ryan Kim
Photographer



Kim's Studio

☎ 010-XXXX-XXXX
@ ryan.k@kimsstudio.com

Sample **Back side**



**Kim's
Studio**


Capture Every Beautiful Moment!

Your Own **Front side**

_____ name

_____ job title or position

☎ _____
@ _____ contact information



company logo

Your Own **Back side**

company name and logo

_____ a short phrase that represents your brand or service

STEP 2 Present your future business card to the class. 🗣️

Let me show you my future business card. **I want to be** a photographer. It's my dream job because I'm interested in taking pictures of people and beautiful landscapes. "Capture every beautiful moment!" is a short phrase that represents my brand. I chose it because I love capturing beauty and emotions in photos.



SELF-CHECK

- 나의 직업을 잘 설명하는 그림과 문장으로 명함을 완성했다.
- 'I want to ...' 표현을 활용해 나의 장래 희망을 발표했다.
- 다른 친구들의 발표를 집중해서 들었다.




Advertising a Future Job

STEP 1 Choose one social phenomenon

- Make groups of four and look at the following social phenomena.
- Choose the social phenomenon that your group is most interested in.

㉑ Robots and AI are becoming more common.



㉒ Climate change is getting worse.



㉓ The elderly population is increasing.



㉔ Digital privacy is becoming more important.



STEP 2 Create a job description

- Think of a new job that will appear as a result of your chosen phenomenon.
- Write down the job's duties and the necessary ***qualifications**.

Sample

Social Phenomenon	Robots and AI are becoming more common.
Promising Job	Robot and AI Recruiter
Job Duty	introducing the right robot or AI workers to companies that need them
Necessary Qualifications	<ul style="list-style-type: none"> • A background in technology • Business analysis skills • Communication and presentation skills

Checklist

- ☐ 모든 조원이 공통으로 관심이 있는 미래 사회 현상을 선택했는가?

Checklist

- ☐ 선택한 사회 현상의 결과로 나타날 새로운 직업을 생각해 냈는가?
- ☐ 그 직업에 적절한 업무 및 자격 요건을 정리했는가?

*Qualification

직무를 수행하기 위해서 필요한 자격 요건을 의미하며, 학위, 경력, 자격증, 기술 등이 이에 해당한다.



STEP 3 Make a job advertisement poster


- Make a job advertisement poster based on the table your group created.

Sample

WE ARE HIRING

Robot and AI Recruiters

Many companies are looking for the right robot workers.



Qualifications:

- A background in technology
- Business analysis skills
- Communication and presentation skills

You can build connections between robots and humans! Apply now!

Checklist

- ☐ 적절한 그림과 간결한 설명을 통해 직업의 특징을 잘 나타냈는가?
- ☐ 모든 조원이 협력해 완성했는가?

STEP 4 Give a presentation

- Present your group's poster to the class.



Let me show you the job advertisement poster. We chose robot and AI recruiter for a promising future job because robots and AI are becoming more common. People with this job would introduce the right robot or AI workers to companies that need them. The qualifications we expect are a background in technology and business analysis skills, as well as communication and presentation skills.

Checklist

- ☐ 큰 목소리로 자신감 있게 발표했는가?
- ☐ 구인 광고의 내용을 빠짐없이 설명했는가?

✓ PROJECT REVIEW

1 아쉬움 2 훌륭함 3 매우 훌륭함

OTHER GROUPS	GROUP 1	GROUP 2	GROUP 3	GROUP 4
1. 미래 사회 현상과 관련 있는 새로운 직업을 제안했다.				
2. 포스터에 자격 요건을 명료하게 제시했다.				
YOUR GROUP	YOU	MEMBER 1	MEMBER 2	MEMBER 3
1. 미래 직업에 관한 의견을 적극적으로 제시했다.				
2. 서로의 의견을 존중하며 토의했다.				



A Communicative Functions

Look at the expressions. Then listen and practice the conversations with your partner.

1 장점 표현하기

- I'm good at ...
- I can ... well

A: Did you hear about the new music club at our school?

B: Yeah, I did! **I'm good at singing**, so I'm thinking of joining.

A: Nice! I'm also considering it. I think **I can play** the drums **well**.

2 장래 희망 표현하기

- I want to ...
- I would love/like to ...

A: What do you want to be in ten years?

B: **I want to be** a pilot. **I would love to see** the world from the sky. How about you?

A: **I would like to be** a chef because I really love cooking.

B Sounds

1. Focusing on pronunciation, listen and repeat the sentence.



Pronouncing stressed content words

I want to be a flight attendant.

2. Listen and fill in the blanks. Then repeat the sentences.



- Ⓐ I'm trying to _____ my _____.
- Ⓑ Jessi has been doing her _____ to _____ the _____.
- Ⓒ Having a(n) _____ is important for _____ your _____.



REVIEW & REFLECT

A Listen to the conversation and answer the questions.



1. What is Paul's major in college?
 - Ⓐ literature
 - Ⓑ journalism
 - Ⓒ psychology

2. Listen again. Which of the following is NOT true?
 - Ⓐ Paul was the president of a club.
 - Ⓑ Anna wants to become a reporter.
 - Ⓒ Jaeho has decided what to major in.

B Listen to the announcement and fill in the blanks.





MONROE HIGH SCHOOL TALENT SHOW

Date: Ⓐ _____ 17

Details:

- You can sing, dance, play a(n) Ⓑ _____ and more.
- You can participate as an individual or as a(n) Ⓒ _____.

Application Due Date: April 10

Visit the school Ⓐ _____ for more details.

ANSWER THE BIG QUESTION

How can you get to know yourself better?

YOUR ANSWER

EXAMPLE I can get to know myself better by understanding my strengths and weaknesses. Identifying my passions and matching them with career paths would also help.

I Never Knew That Was a Job!

The world is filled with all sorts of unusual jobs. Get ready to be amazed as we explore extraordinary jobs that you've never heard of before.

Professional Sleeper



A hotel in Finland's capital hired a professional sleeper to test the comfort of each of their beds. The sleeper moved to a new room nightly and wrote reviews about each bed. Mattress companies also hire people to sleep on their mattresses. Imagine sleeping at work. Now that's a dream job!

Mail Boat Jumper



Lake Geneva, Wisconsin, in the United States, still delivers mail by boat. Mail carriers, known as mail boat jumpers, deliver mail to each house every summer. All they need to do is jump off the boat, deliver the mail, and get back on before the boat leaves!

Search if you want to know more about unusual jobs.

[#unusual_jobs](#) [#unique_jobs](#)



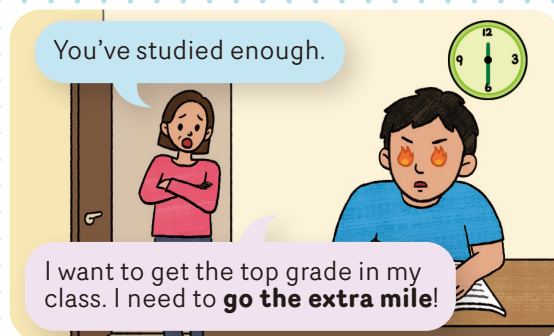

Whale Crier



In Hermanus, South Africa, many tourists used to miss the chance to spot whales. This changed in 1991, when the Whale Crier was born. The Whale Crier blows a special horn to alert people when whales are in the area. This job is a big deal!

Everyday Idiom

go the extra mile



‘한층 더 노력하다’라는 뜻으로, 목표를 달성하기 위해 기대 이상으로 특별히 더 노력하거나 애쓰는 것을 나타낼 때 쓰는 표현입니다.

LESSON 2

Coloring Your Life

LESSON GOALS & FUNCTIONS

TOPIC 1

좋아하는 것
표현하기

좋아하는 여가 활동을 말할 수 있다.

I enjoy swimming in my free time.

TOPIC 2

감정 표현하기

대인 관계에서 느낀 다양한 감정을 표현할 수 있다.

I'm glad to hear that.





BIG QUESTION

What should you do to live a happy life?

TOPIC 1

Leisure Time

TOPIC 2

Building Good Relationships

PROJECT

Making a Video on Stress Relief

[Link to Media](#)



GET READY

A Look at the festival map and write the three activities you would like to try the most.

The Leisure Festival

Try all the activities you are interested in!



B Based on the above, talk with your partner about the activity you would like to do the most.



Based on your hobbies, which activity do you want to do the most?

I enjoy swimming in my free time, so I want to do it the most.



LISTEN & SPEAK



A Listen to the conversation. Which activity do the speakers want to do today?



(a)



(b)



(c)



B Listen to the conversation and answer the questions.



1. Why is Ewan tired?

- Ⓐ because he stayed up all night doing puzzles
- Ⓑ because he is stressed about his homework
- Ⓒ because he exercised for several hours

2. Listen again. What advice does Dahyeon give to Ewan?

- Ⓐ He should start a new hobby.
- Ⓑ He should relax in bed.
- Ⓒ He should think positively.

Listening Tip

세부 정보를 파악할 때는 들어야 하는 정보를 미리 확인한 후 대화에 집중하면 효과적이다.

C Talk with your partner using the given options.



A: Do you enjoy Ⓐ watching movies?

B: Of course! When I have free time, I enjoy Ⓑ watching action movies.

A: So do !! We should do it together sometime.

B: Sure! Just let me know when you have time.

Option 1

- Ⓐ playing sports
- Ⓑ playing basketball

Option 2

- Ⓐ baking desserts
- Ⓑ baking cookies

Your Own

- Ⓐ _____
- Ⓑ _____



A Look at the pictures and answer the question. Then listen to the commercial.



- Are there any hobbies that you want to try?

B Listen again. Fill in the blanks with the words given below.



Try Out a New Hobby With Hobby Booster!

What you can learn

- To speak foreign **a** _____
- To play musical instruments
- To improve sports **b** _____
- And much more!

Features

- Short **c** _____ you can watch anytime
- A **d** _____ page for sharing tips with others



Hobby Booster works on all mobile **e** _____.
Download it right now!

lessons

languages

devices

skills

community

COMMUNICATION ACTIVITY

Who's the Liar?


STEP 1 Make groups of four. Read the game rules below and get ready for the game.

Preparation | The teacher prepares four pieces of paper with the same hobby written on three of them and "Liar" written on the remaining one. Every piece of paper is folded so the writing cannot be seen.

How to Play

1. Each player is given a folded piece of paper randomly. Everyone should pretend that they have a hobby paper.
2. Each player takes a turn talking about the hobby without mentioning it by name.
3. After three rounds, the players vote to determine who the liar is.
4. If the liar is correctly identified, everyone else wins. If the liar remains undiscovered, the liar wins!



STEP 2 Play a game with your group members according to the rules above. 

Example

Players A, B, and C have a piece of paper with "Reading" written on it, and player D is the Liar.

- A:** I **enjoy doing** this alone.
B: I usually **enjoy doing** this before bed.
C: As for me, I **don't enjoy it** because it's boring.
D: I **enjoy doing** this at the theater.
...



SELF-CHECK

- 영어로 설명하는 것에 어려움을 겪는 친구에게 도움을 주었다.
- 'I enjoy ...' 표현을 활용해 취미를 즐기는 방법을 설명했다.
- 상대방의 말을 경청하며 어떤 취미를 설명하는지 추리했다.



GET READY



A Listen to the conversation and check what Mia did on her birthday last year.




Mia's Birthday Memories



☐ Having a virtual party



☐ Having a family dinner



☐ Being alone



☐ Having a party with friends

B Talk with your partner about who you will spend your next birthday with.



What will you do on your next birthday?

I'm thinking of having a special dinner with my family.

I'm glad to hear that you will spend time with people you care about.



LISTEN & SPEAK



A Listen to the conversation and fill in the blanks.



Hajun and Erin are talking during breaktime in the classroom.

Hajun: **Why the long face?** Is something wrong?

Erin: Well, actually... **I'm worried because Olivia is avoiding me.**

Hajun: _____?

Erin: She messaged me the other day. I saw her message but didn't reply immediately. Then she ended up not talking to me.

Hajun: Why didn't you message back right away?

Erin: I was _____ at the time. What should I do?

Hajun: Olivia may have thought you ignored her. You should apologize and explain why you didn't reply sooner.

Erin: Do you think she will _____?

Hajun: Yeah. She will understand. You two are good friends!

Erin: Thank you, Hajun. I'll do that!



B Practice the conversation with your partner and then switch roles.



C Talk with your partner using the given options.



Speaking Tip

걱정이 있어 보이는 상대방에게 무슨 일이 있는지 물을 때는 'Why the long face?'라고 질문할 수 있다.

A: I'm so sorry that I ① dropped your phone.

B: It's okay. At first, I was ② upset, but I know you didn't do it on purpose.

A: Thanks for understanding.

B: No worries!

Option 1

- ① lost your favorite book
- ② annoyed

Option 2


- ① spilled water on you
- ② angry

Your Own

- ① _____
- ② _____



A Look at the thumbnail image and answer the question. Then watch the animation.



- What relationship do you think they have?

B Watch again. Fill in the blanks with the words given below.



An Unexpected Friendship



Wanda sent a message to
Ⓐ _____ her family to
Thanksgiving dinner.

Thanksgiving dinner is at
my house on Nov. 24 at
3:00 p.m. Let me know if
you're coming. Hope to
see you all.

Who is this?

Your grandma.

Can you send me your
picture, please?



I'm not your grandson.

Can I still come over for
a(n) Ⓑ _____?

Of course you can.

That's what grandmas
do... they Ⓒ _____
everyone.



Since then, spending
Thanksgiving together has
become a(n) Ⓓ _____.

*Source: New York Post, 2023, 10, 20 (p. 125 참조)

feed

invite

tradition

meal

COMMUNICATION ACTIVITY

#Unforgettable Moments

STEP 1 Create a social media post about an unforgettable moment from your life with someone special. Be sure to include a hashtag of your emotions.

Sample

Special_Moment



♥ Q ↗

This was the moment my soccer team won the school tournament. We tried hard and played really well.

#proud #excited #thrilled

Your Own

Special_Moment

Draw your moment.

♥ Q ↗

_____ # _____ # _____

STEP 2 Present your post to the class. 📢

Hi, everyone! I'd love to share an unforgettable moment from my life. Last month, I was in a school soccer tournament. My team played really well, and we won! I was **proud, excited, and thrilled**. It was one of my most unforgettable moments with my friends.



SELF-CHECK

- 잊을 수 없는 순간을 묘사하는 그림과 글로 게시물을 완성했다.
- 당시에 느낀 감정을 해시태그를 이용해 표현했다.
- 감정을 나타내는 표현을 활용해 나의 잊을 수 없는 순간을 발표했다.



PROJECT

Making a Video on Stress Relief

STEP 1 Propose an idea

- Write down the way you relieve stress and explain how it helps you.

Sample

- What helps you relieve stress?

Dancing

- How does it help?

It helps me express my emotions

through movement.

Your Own

- What helps you relieve stress?

- How does it help?

STEP 2 Assign roles

- Make groups of four and share your ideas with one another.
- Choose one idea that your group would like to introduce to the class.
- Assign roles to each member according to the table below.

Example

A: Let's discuss our favorite ways to relieve stress.

B: Personally, I find dancing to be a great way to relieve stress.

C: Does it really help?

B: Absolutely. Dancing helps me express my emotions through movement.

D: That sounds great. I'd like to give it a try. How about making a video about it?

A: Sounds good to me! Let's assign roles now.

Video Title: _____

Role	What to do	Name
Director	direct the whole process of the project	
Presenter	explain your group's way to relieve stress	
Script Writer	write the script for the video	
Editor	edit the video and add sounds or subtitles	

Checklist

- ☐ 스트레스를 해소하기 위해 평소에 실천하는 방법과 그것의 효과를 명확히 적었는가?

Checklist

- ☐ 조원 모두의 스트레스 해소 방법을 공유한 뒤 영상 주제를 선정했는가?
- ☐ 서로 의논하여 역할을 공평하게 분배했는가?



STEP 3 Shoot a 3-minute video

- Make a plan for a 3-minute video on a way to relieve stress.
- Shoot a video based on your group's plan.

Sample

Timeline	Details
00:00 - 00:15	Opening (Introducing the benefits of dancing)
00:15 - 00:40	Warm-up exercise
00:40 - 02:30	Performing an energetic K-pop dance routine
02:30 - 02:50	Cool-down stretches
02:50 - 03:00	Closing



Checklist

- ☐ 영상 시간을 적절하게 분배하여 촬영 계획을 세웠는가?
- ☐ 내용을 효과적으로 전달하기 위해 적합한 편집 기술을 사용했는가?

STEP 4 Share your video

- Show your group's video to the class.



Hello, everyone! Today, I'm excited to share our group's video on how dancing can relieve stress. It helps us express our emotions through movement. Now it's time to learn some fun and energetic moves that will help you relieve stress. Are you ready to watch our video?

Checklist

- ☐ 흥미로운 영상 소개를 통해 청중의 기대감을 높였는가?

✓ PROJECT REVIEW

1 아쉬움 2 훌륭함 3 매우 훌륭함

OTHER GROUPS	GROUP 1	GROUP 2	GROUP 3	GROUP 4
1. 효과적인 스트레스 해소 방법을 소개했다.				
2. 누구나 따라 하기 쉬운 내용으로 영상을 구성했다.				
YOUR GROUP	YOU	MEMBER 1	MEMBER 2	MEMBER 3
1. 나만의 스트레스 해소 방법을 자세히 공유했다.				
2. 맡은 역할에 최선을 다하여 영상을 제작했다.				



A Communicative Functions

Look at the expressions. Then listen and practice the conversations with your partner.

1 좋아하는 것 표현하기

- I enjoy ...
- I like/love to ...

A: What do you like to do in your free time?

B: I **enjoy riding** my bike. What about you?

A: Actually, I don't like exercising. I **like to watch** movies.

2 감정 표현하기

- I'm disappointed/relieved/glad (to/that ...)
- I feel ...

A: I'm **disappointed** that I failed the test.

B: You can do better next time. I believe in you!

A: Really? I **feel relieved**. Thank you.

B: No problem. I'm always here for you.

B Sounds

1. Focusing on pronunciation, listen and repeat the sentences.

Pronouncing past tense verbs ending in "-ed"

- She ended up not talking to me.
- Olivia may have thought you ignored her.
- I'm so sorry that I dropped your phone.

2. Listen and fill in the blanks. Then repeat the sentences.

- I _____ some advice from my family when I was worried about my future.
- I _____ the violin as a hobby for five years.
- Alex _____ organize a surprise birthday party for his best friend.



REVIEW & REFLECT

A Listen to the conversation and answer the questions.



1. Where is the conversation taking place?

- Ⓐ at a painting class
- Ⓑ at an art supply store
- Ⓒ at an art exhibition

2. Listen again. What is the boy going to get?

- Ⓐ a watercolor paint and markers set
- Ⓑ a watercolor paint and pencils set
- Ⓒ a watercolor paint and paper set

B Listen to the monologue and fill in the blanks.



Dear Diary,



Today was a great day! It was my first day at my new school. My teacher, Ms. Miller, asked another student to Ⓐ _____ me around. His name is Mike, and I was surprised to find out that we live in the same apartment building. He Ⓑ _____ me to his friends at lunch, and they were all very nice. I'm relieved that I've made some new Ⓒ _____ already.



ANSWER THE BIG QUESTION

Q. What should you do to live a happy life?

YOUR ANSWER

EXAMPLE To live a happy life, I should do what I truly love and spend time with people I care about.

Exploring Unique Hobbies

Anything can be a hobby if you have fun doing it! Let's learn about some unusual activities that people enjoy. You might even want to try one yourself!

Bubble Football



Players wearing ball-shaped suits filled with air kick a ball. This is bubble football, which originated in Norway. The suits cover the players' bodies, so it is very funny when they bump into each other. You can laugh a lot and relieve your stress while doing this.

Creating Terrariums



Have you ever dreamed of having your own garden? Terrariums are gardens in small glass containers. They're perfect for beginners because they're so easy to make. Just put small rocks, soil, and plants in a container. Now, you have your own tiny garden.

Search if you want to know more about special hobbies.

[#unique_hobbies](#) [#creative_hobbies](#)





Extreme Ironing

Extreme ironing is an outdoor activity invented in England. It combines boring housework with the thrill of the outdoors. People go to remote locations and iron their clothes. Imagine ironing your shirt at the top of a cliff. How thrilling!

Everyday Idiom

two peas in a pod

I can't wait for the Halloween party!
What costume are you going to wear?



It's a secret.



Larry?

Susan?



I guess we're
two peas in a pod!

서로 똑 닮았다는 의미로, 껍질 속의 똑같이 생긴 두 개의 완두콩처럼 생김새나 취향이 비슷한 가까운 사이를 나타낼 때 쓰는 표현입니다.

LESSON 3

Be a Wise Consumer

LESSON GOALS & FUNCTIONS

TOPIC 1

제안 및 권유하기

상대방에게 식사 제안을 할 수 있다.

How about making *gimbap* for lunch?

TOPIC 2

선호 표현하기

물건을 구매할 때 자신이 선호하는 것을 표현할 수 있다.

I think the orange shirt is better than the purple shirt.

BIG QUESTION

How do you manage your spending habits?

TOPIC 1

Food Choices

TOPIC 2

Smart Shopping Strategies

PROJECT

Class Swap Meet

[Link to Economics](#)



GET READY

A Look at the shopping list and write down any other ingredients you would like to add.



Shopping List

What we have: rice, *gim*, and *gochujang*

<i>Gimbap</i>	<i>Tteokbokki</i>
 <ul style="list-style-type: none"> • ham • pickled radish • spinach • carrots • _____ • _____ 	 <ul style="list-style-type: none"> • rice cakes • fish cakes • cabbage • cheese • _____ • _____

B Based on the above, talk with your partner about what to make for lunch.



How about making *gimbap* for lunch?

Great idea! I want to add some cheese to it!

That sounds delicious! Let's go grocery shopping.



LISTEN & SPEAK




A Listen to the conversation. Which ingredient does the customer want to add?



Ⓐ



Ⓑ



Ⓒ



B Listen to the conversation and answer the questions.



1. How much will the speakers pay?

- Ⓐ 20,000 won
- Ⓑ 25,000 won
- Ⓒ 30,000 won

Listening Tip

가격이나 시간 등 헛갈리기 쉬운 숫자 정보는 적으면서 듣는다.

2. Listen again. Circle whether each statement is true (T) or false (F).

- Ⓐ Harin and Theo are walking around a park. (T / F)
- Ⓑ Theo only orders a pepperoni pizza. (T / F)
- Ⓒ The delivery will arrive in about forty minutes. (T / F)

C Talk with your partner using the given options.



A: I'm starving. What would you like to have for dinner?

B: How about Ⓐ **Mexican food**? A new restaurant has just opened nearby.

A: Sounds great! I want to try some Ⓑ tacos.

Option 1

- Ⓐ Indian
- Ⓑ curry

Option 2

- Ⓐ Thai
- Ⓑ pad thai

Your Own

- Ⓐ _____
- Ⓑ _____



A Look at the picture and answer the question. Then listen to the cooking show.



- How do you usually eat leftover food?

B Listen again. Fill in the blanks with the words given below.



How to Make Arancini with Leftover Rice

1



Mix three cups of rice, one cup of cheese, and one egg in a bowl. Add salt and pepper to suit your **a** _____.

2




Shape the **b** _____ into balls with your hands. Make sure the balls are of equal size.

3




Prepare three shallow **c** _____: one with flour, one with beaten eggs, and one with breadcrumbs.

4



Dip the **d** _____ in the flour, then in the eggs, and finally in the breadcrumbs.

5



Cook the balls in hot oil over **e** _____ heat until they turn golden brown.

6



Done! Your leftover rice turned into an amazing dish. Enjoy your meal!

medium

taste

balls

bowls

mixture

COMMUNICATION ACTIVITY



Review Your Favorite Restaurant

STEP 1 Choose one of your favorite restaurants near your school. Then rate it and leave a review.

Sample

Saigon Street

- Date of visit: May 31
- Dish recommendation:
Banh Mi
- Taste: ★★★★★
- Price: ★★★☆☆
- Service: ★★☆☆☆
- Comment:

It's one of the best Vietnamese restaurants I've ever visited! All the ingredients they use are so fresh! However, I think the servers seem a bit unkind.

Your Own

- Date of visit: _____
- Dish recommendation: _____
- Taste: ☆☆☆☆☆
- Price: ☆☆☆☆☆
- Service: ☆☆☆☆☆
- Comment:

STEP 2 Talk with your partner about the restaurant that you reviewed above. 💬

Example

- A:** Can you recommend a good restaurant near our school?
- B:** Sure, **how about trying** Saigon Street?
- A:** Oh, what dish do you recommend?
- B:** You should try their Banh Mi. It's so delicious! What I like the most about the restaurant is that all the ingredients they use are so fresh. However, I think the servers seem a bit unkind.
- A:** Okay. I'll keep that in mind. Thanks for your recommendation.

SELF-CHECK

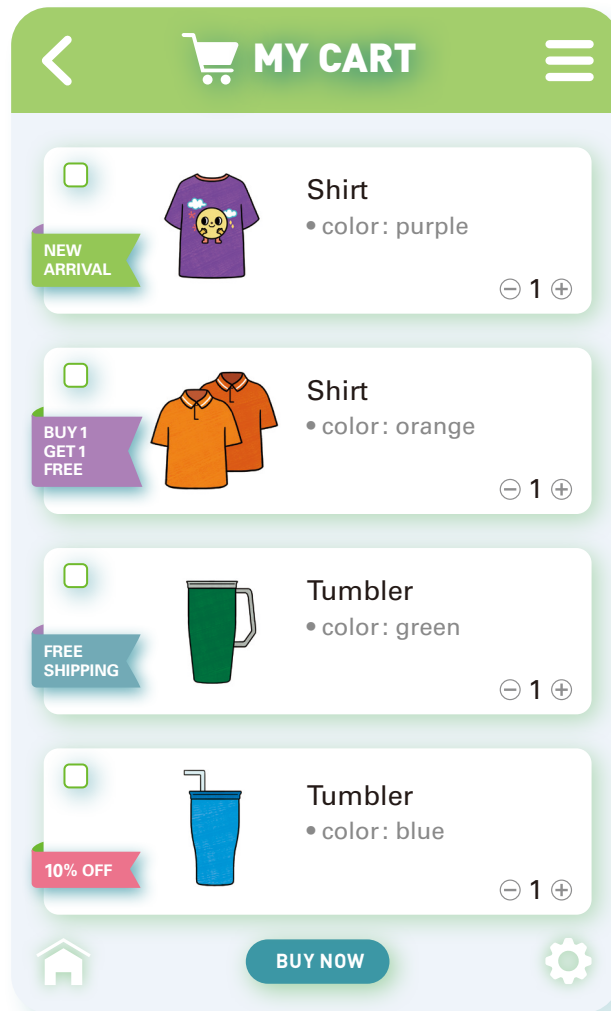
- 좋아하는 식당을 선택하고 각 항목에 별점을 주었다.
- 객관적이고 솔직한 방문 후기를 작성했다.
- 'How about ... ?' 표현을 활용해 짝에게 식당을 추천했다.



GET READY



A Listen to the conversation and check the product that Jake is most likely to buy.



B Based on the above, talk with your partner about what you would buy.



I'm thinking about which shirt I should buy.

I think the orange shirt **is better than** the purple shirt. It is buy one get one free!



LISTEN & SPEAK



A Listen to the conversation and fill in the blanks.



Junsu is meeting Rachel to purchase a secondhand tablet from her.

Junsu: Excuse me. Are you Rachel, the tablet seller I talked to online yesterday?

Rachel: Yes, that's me. You must be Junsu! I've got the tablet here, so you can take a look.
As I mentioned, it has some minor scratches on the screen.

Junsu: **Actually**, there are more than I expected. Can you give me _____
_____?

Rachel: Well, how about I give you a tablet case _____ instead?
I have these two to choose from.

Junsu: That sounds fair. **I think the leather one is better than the plastic one.**

Rachel: Okay, it's a deal.

Junsu: Thanks. I'll _____ to your
account right now.

Rachel: Perfect.



B Practice the conversation with your partner and then switch roles.



C Talk with your partner using the given options.



Speaking Tip

상대방의 말을 정중하게 정정하거나
다른 의견을 제시할 때는 'actually'를
활용해서 말할 수 있다.

A: Can you help me decide which kind of shoes to buy?

B: Sure, **I think** a the hiking shoes **are better than** the sneakers.

A: I agree. b They will be great for my outdoor activities. Thanks!

Option 1

- a the rainboots
- b They will keep my feet dry when it's raining.

Option 2

- a the sandals
- b They are light and more suitable for hot weather.

Your Own

- a _____
- b _____



A Look at the thumbnail image and answer the question. Then watch the news report.



- What time of day do you usually shop online?

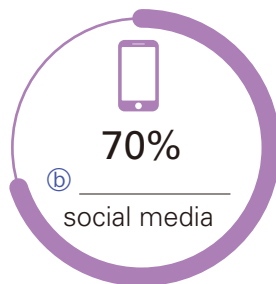

B Watch again. Fill in the blanks with the words given below.



The Dangers of Late-Night Online Shopping

Online shoppers are more likely to be led to ① _____ if they make their purchases late at night.

Late-night online shoppers make purchases while...



Pressure selling

- It is a common ③ _____ trick.
- It is used to give a false impression of the ④ _____ of a product.
- Common phrases:
"Limited time offer!"
"Only a few left in ⑤ _____!"

Make sure you're making a smart choice before clicking the "Buy" button.

*Source: Competition and Markets Authority, 2022 (p. 125 참조)

popularity

overspending

checking

stock

advertising

COMMUNICATION ACTIVITY

Check Your Shopping Style!

STEP 1 Look at the list of shopping items and check the shopping style you prefer the most.

Which type of shopping do you prefer?

Shopping items	New items		Secondhand items		Reason
	Offline shopping	Online shopping	Offline shopping	Online shopping	
books		✓			They are heavy.
bags					
clothes					
shoes					
digital devices					
school supplies					

STEP 2 Choose two items from above and present your shopping style to the class. 📢

When I buy new books, **I think** shopping online **is better than** shopping offline because books are heavy. When I buy secondhand digital devices, **I think** shopping offline **is better than** shopping online. That's because I can personally check the product's condition.



SELF-CHECK

- 평소 소비 습관을 떠올려 물품별로 선호하는 구매 방식을 기록했다.
- 특정 구매 방식을 선호하는 이유를 명확하게 설명했다.
- 'I think A is better than B' 표현을 활용해 나의 구매 방식을 발표했다.



Class Swap Meet

STEP 1 Choose your item

- Think of an item for a class ***swap meet** and draw a picture of it.

Sample

Item: Mouse



Your Own

Item: _____

Draw your item here.

Checklist

- ☐ 거래할 제품의 특징을 잘 묘사해 그렸는가?

*Swap Meet



중고 물품을 사고팔거나 교환하는 행사를 말한다.

Checklist

- ☐ 대화를 통해 조원들의 중고 제품 정보를 확인하고 기록했는가?

STEP 2 Check your group's items

- Make groups of four. Ask about the items your group members want to sell.
- Complete the table below with information about the items.

Example

- A:** I'd like to sell my mouse.
B: What features does it have?
A: It's wireless and has a long battery life.
C: Is it in good condition?
A: Yes, it is. In fact, it's barely been used.
D: How much would you sell it for?
A: I think five dollars would be good.

	Sample	Your Own			
Member	Bora				
Item	mouse				
Features	<ul style="list-style-type: none"> • wireless • long battery life 				
Condition	good				
Price	five dollars				

STEP 3 Make a flyer

- As a group, select an item and make an attractive ***flyer** to sell it.
- Include the item's name, features, condition, and price.

Sample

H320 Mouse



\$5

Features	Condition
<ul style="list-style-type: none"> Wireless Long battery life 	<ul style="list-style-type: none"> Good (has barely been used)

Your Own

Checklist

- ☐ 앞에서 작성한 목록들을 모두 전단에 포함했는가?
- ☐ 구매자의 흥미를 이끌 전단을 만들었는가?

*Flyer

제품이나 행사 등의 정보가 인쇄된 낱장의 광고 전단을 의미한다.

STEP 4 Present your group's flyer

- Show your group's flyer to the class and try selling the item.



Hi, everyone! For the class swap meet, our group is selling an H320 Mouse. As for the features, it's wireless and has a long battery life. The product is in good condition because it's barely been used. Our group is selling it for just five dollars. So, if anyone needs a mouse, come check it out!

Checklist

- ☐ 제품의 특징과 상태를 자세하게 소개했는가?
- ☐ 자신감 있는 태도와 목소리로 발표했는가?

✓ PROJECT REVIEW

1 아쉬움 2 훌륭함 3 매우 훌륭함

OTHER GROUPS	GROUP 1	GROUP 2	GROUP 3	GROUP 4
1. 제품의 정보를 전단에 명확히 표기했다.				
2. 제품을 합리적인 가격에 제시했다.				
YOUR GROUP	YOU	MEMBER 1	MEMBER 2	MEMBER 3
1. 판매에 적절한 제품을 선정하고 조원에게 공유했다.				
2. 적극적으로 의사소통하여 전단을 완성했다.				



A Communicative Functions

Look at the expressions. Then listen and practice the conversations with your partner.

1 제안 및 권유하기

- How/What about ... ?
- Why don't we/you ... ?
- Let's ...

A: How about eating out tonight at Tony's Pizzeria?

B: That'll be expensive. Why don't we cook at home instead?

A: Well, I have a coupon for half off there.

B: That's a good deal. Okay, then. Let's go there.

2 선호 표현하기

- I think A is better than B
- I prefer A to B

A: How do I look? I think this black jacket is better than the brown jacket.

B: Personally, I prefer brown to black, but the black jacket looks good on you!

A: Great! I think I'll buy it.

B Sounds

1. Focusing on pronunciation, listen and repeat the sentences.

Linking consonants to vowels

- A new restaurant has just opened nearby.
jus-topend
- I've got the tablet here, so you can take a look.
tay-ka

2. Listen and fill in the blanks. Then repeat the sentences.

- Ⓐ I _____ and some bread for breakfast.
- Ⓑ Do you _____ recommendations for a main dish?
- Ⓒ Zoe exchanged _____ the clothes because they were too big.



REVIEW & REFLECT

A Listen to the conversation and answer the questions.



1. How often does Suho order delivery food?

- Ⓐ two times a day
- Ⓑ three times a week
- Ⓒ three times a month

2. Listen again. Which suggestion is NOT mentioned by Jane?

- Ⓐ Cook your own meals at home.
- Ⓑ Keep track of how much you spend.
- Ⓒ Pick up your order at the restaurant.

B Listen to the advertisement and fill in the blanks.



GO-GO SMARTWATCH



Features

- Ⓐ _____ command function
- Health monitoring
- Supports Ⓑ _____ applications

Special Offer

- 15% Ⓒ _____ in July

ANSWER THE BIG QUESTION

Q. How do you manage your spending habits?

YOUR ANSWER

EXAMPLE I always make a budget plan. For example, I decide in advance how much of my allowance I'll spend on eating and how much I'll spend on shopping.

Birthday Foods Around the World

Just as Koreans eat *miyeokguk* to celebrate their birthdays, people in other countries also have special birthday foods. Let's find out what they are.

Fairy Bread from Australia



In Australia, no child's birthday party would be complete without fairy bread. This sweet snack is made by spreading butter on white bread and topping it with lots of rainbow sprinkles. It's a delicious and colorful way to celebrate a birthday.

Longevity Noodles from China



In China, longevity noodles are a popular birthday dish. These noodles symbolize long life, so they are served uncut and should be eaten without breaking them into pieces. Various ingredients can be added to these tasty noodles.

Search if you want to know more about birthday food traditions.

#birthday_food_traditions #traditional_birthday_food





Brigadeiros from Brazil



In Brazil, when it's your birthday, you will receive a special treat! As part of the celebration, you'll get delicious *brigadeiros*, sweet chocolate balls coated with sprinkles or almonds. These delightful treats are made from condensed milk, butter, and chocolate. They are loved by everyone!

Everyday Idiom

It's a steal!



'가격이 매우 저렴하다'라는 뜻으로, 어떤 물건이 훔친 것과 다름없이 원래의 가격보다 훨씬 저렴할 때 사용하는 표현입니다.

LESSON 4

Time to Pack Your Bags

LESSON GOALS & FUNCTIONS

- | | |
|----------------|------------------------------------|
| TOPIC 1 | 여행 계획을 말할 수 있다. |
| 계획 말하기 | I'm planning to try scuba diving. |
| TOPIC 2 | 여행 중 발생할 수 있는 문제에 대해 충고할 수 있다. |
| 충고하기 | You'd better prepare a power bank. |



The background features a blurred world map with various colors representing continents. In the foreground, several miniature figures of people are shown from behind, wearing backpacks and hats, appearing to be on a journey. The overall design is colorful and modern, with a light blue and white color scheme for the text boxes and various colored lines and shapes scattered throughout.

BIG QUESTION

What is most important to you when traveling?

TOPIC 1

Your Dream Destinations

TOPIC 2

A Troubled Journey

PROJECT

Travel Collage Exhibition

[Link to Art](#)



GET READY

A Look at the cards and check which type of traveler you are.

Which type of traveler are you?

☐ The adventure traveler



I want to ...

- try scuba diving
- go skydiving

☐ The cultural traveler



I want to ...

- go to museums
- visit historical sites

☐ The food traveler



I want to ...

- try exotic dishes
- take cooking classes from a local chef

☐ The relaxation traveler



I want to ...

- relax at the beach
- stay at a nice resort

☐ The nature traveler



I want to ...

- go hiking
- visit national parks

☐ The city traveler



I want to ...

- visit urban landmarks
- go shopping

B Based on what you checked above, talk with your partner about your next trip.



What are you planning to do on your next trip?

I'm an adventure traveler, so I'm planning to try scuba diving!



LISTEN & SPEAK



A Listen to the conversation. Which of the following is NOT mentioned as part of Arin's trip?



(a)



(b)



(c)



B Listen to the following conversation and answer the questions.



1. Why does Daisy plan to go to Busan?

- (a) because her friend lives in Busan
- (b) because Junwon recommended Busan
- (c) because her cousin will visit Korea

2. Listen again. What does Junwon suggest Daisy do?

- (a) Swim at the beach at night.
- (b) Try dining at nice restaurants.
- (c) Book accommodations in advance.

Listening Tip

어떠한 일의 이유는 'Why'로 시작하는 질문에 대한 답변에서 찾을 수 있다.

C Talk with your partner using the given options.



A: I heard you're taking a trip next month. Where are you going?

B: I'm planning to visit (a) Rome, Italy.

A: What are you planning to do there?

B: I'm going to (b) see historical architecture.

Option 1

- (a) Yeosu, Korea
- (b) ride a cable car over the ocean

Option 2

- (a) Shanghai, China
- (b) enjoy the city views from Shanghai tower

Your Own

- (a) _____
- (b) _____



A Look at the picture and answer the question. Then listen to the radio broadcast.



- When do you think the best time to travel is?

B Listen again. Fill in the blanks with the words given below.



The Best Timing for Some Top Destinations



SINGAPORE

The Great Singapore Sale



- Best time to visit:
in June and Ⓐ _____
- What you can do:
Get amazing Ⓑ _____
at stores all over Singapore

ICELAND

The Northern Lights



- Best time to visit:
from Ⓒ _____ to
February
- What you can do:
See the northern lights
during the longer nights

SPAIN

La Tomatina



- Best time to visit:
on the last Wednesday of
Ⓓ _____
- What you can do:
Have fun Ⓔ _____
by throwing tomatoes

fights

September

July

deals

August




COMMUNICATION ACTIVITY

My Travel Plan

STEP 1 Imagine that you are planning a trip. Search for a destination and complete your travel plan.




Sample


Destination: London, England

 Places	 Activities	 Foods
<ul style="list-style-type: none"> • Buckingham Palace • The River Thames 	<ul style="list-style-type: none"> • Riding the London Eye • Taking a speedboat tour 	<ul style="list-style-type: none"> • Fish and chips • A full English breakfast

Your Own

Destination: _____

 Places	 Activities	 Foods
<ul style="list-style-type: none"> • _____ • _____ 	<ul style="list-style-type: none"> • _____ • _____ 	<ul style="list-style-type: none"> • _____ • _____

STEP 2 Talk with your partner about your travel plan. 

Example

A: Hey, **I'm planning to travel** to London, England.

B: Sounds cool. What's your plan for the trip?

A: **I'm planning to visit** Buckingham Palace and the River Thames. I'll ride the London Eye and take a speedboat tour too!

B: Those are great ideas! What food will you try there?

A: I want to have fish and chips as well as a full English breakfast. I can't wait for my trip!

SELF-CHECK

- 평소 가고 싶었던 여행지를 목적지로 선정했다.
- 여행지의 주요 명소, 즐길 거리, 음식을 조사해 여행 계획을 작성했다.
- 'I'm planning to ...' 표현을 활용해 나의 여행 계획을 말했다.



GET READY



A Listen to the conversation and check the item that Mina did NOT pack.



Travel Packing Checklist



Travel adapter

In case:

A device's plug doesn't match an outlet.



Power bank

In case:

Your phone battery is low.



Earplugs

In case:

You have trouble sleeping on a plane.



Raincoats

In case:

The weather is rainy.

B Based on the above, talk with your partner about tips for packing for a trip.



Can you give me any tips for packing for a trip?

You'd better prepare a power bank
in case your phone battery is low.

That's a good point. Thanks!



LISTEN & SPEAK



A Listen to the conversation and fill in the blanks.



Jimin and Noah are talking on the phone.

Jimin: Noah, don't tell me you're still waiting for your flight to Incheon.

Noah: Actually, I still am! The flight _____ again for two more hours. There's some kind of mechanical issue.

Jimin: **Are you serious? You'd better see if you can change to another airline.**

Noah: I already looked into that, but all the other flights _____.

Jimin: You must be pretty annoyed!

Noah: Yes, it's very frustrating, but it seems that the only thing I can do is wait.

Jimin: I think you can ask the airline for _____ or some other compensation for the delay.

Noah: Good idea. I'll ask about that.



B Practice the conversation with your partner and then switch roles.



C Talk with your partner using the given options.



Speaking Tip

상대방의 말에 놀라거나 그 말이 믿기 어려운 사실임을 표현하고 싶을 때 'Are you serious?'를 사용한다.

A: Good afternoon. What can I do for you?

B: ③ My baggage hasn't arrived yet. What should I do?

A: **You'd better** ⑥ go to the baggage claim counter. That's the best thing to do right now.

B: I appreciate your help.

Option 1

- ① I missed the last bus back to my hotel.
- ② call a taxi instead

Option 2

- ③ I lost my passport.
- ④ contact your embassy as soon as possible

Your Own

- ⑤ _____
- ⑥ _____



A Look at the thumbnail image and answer the question. Then watch the travel guide.



- Do you have any tips for staying safe while traveling?

B Watch again. Fill in the blanks with the words given below.



Stay Safe at the Uyuni Salt Flat

Here are several things you should be careful about when you travel to the Uyuni Salt Flat.



Altitude Sickness

- **It can cause:** headaches or breathing Ⓐ _____
- **How to prepare:** increase your altitude Ⓑ _____



Strong Sunlight

- **It can cause:** eye damage and sunburn
- **How to prepare:**
 - wear sunglasses and a hat
 - apply Ⓒ _____ sunscreen



Extreme Cold

- **It can cause:** a(n) Ⓓ _____ low body temperature
- **How to prepare:** bring warm clothes and Ⓔ _____

blankets

dangerously

enough

difficulties

slowly

COMMUNICATION ACTIVITY

Let's Be Troubleshooters!

STEP 1 Look at the following travel troubles. Choose the situation that would be the most stressful for you and suggest a solution.

☐ Being assigned a messy hotel room



☐ Suffering from jet lag



☐ Getting food poisoning



☐ Having your belongings stolen



• **Solution:** You'd better _____

STEP 2 Present your solution to the class. 🗣️

I think being assigned a messy hotel room during a trip would be the most stressful problem. If you encounter a situation like this, **you'd better express your displeasure** and ask for a room change.



SELF-CHECK

- 여행 중 일어날 수 있는 문제 상황을 파악했다.
- 문제를 해결할 수 있는 적절한 방법을 제안했다.
- 'You'd better ...' 표현을 활용해 문제 해결 방법을 발표했다.



PROJECT

Travel Collage Exhibition

STEP 1 Create a travel bucket list

Checklist

- ☐ 여행지에서 하고 싶은 활동을 서로 의논하여 작성했는가?

*Bucket List



살면서 꼭 달성하고 싶은 목표나, 하고 싶은 경험을 작성한 목록을 의미한다.

- Make groups of four. Create a travel ***bucket list** together.
- Write the activities your group members want to do at each destination.

Sample



Travel Bucket List

1. USA
→ See the Statue of Liberty
2. Kenya
→ Experience a safari tour
3. Cambodia
→ Visit Angkor Wat
4. Switzerland
→ Take a train trip through the Alps

Your Own



Travel Bucket List

1. _____
→
2. _____
→
3. _____
→
4. _____
→

STEP 2 Collect materials

Checklist

- ☐ 여행지의 특징이 명확히 드러나는 사진을 선정했는가?
- ☐ 작품에 사용할 자료를 다양하게 준비했는가?

*Collage

별개의 조각들을 붙여 모아 새로운 이미지를 만드는 미술 기법 또는 그렇게 만든 그림을 의미한다.

- Search for various pictures of each destination.
- Collect additional materials to make a ***collage**.



STEP 3 Make a collage

- Use your creativity to make a collage with your group members.

Sample



Checklist

- ☐ 사진과 자료가 조화롭게 어울리도록 배치했는가?
- ☐ 처음 작성한 여행지와 활동들을 작품에 모두 표현했는가?

STEP 4 Share your collage

- Display your group's collage on your classroom wall.
- Present your collage and check out the work of other groups.



Hi, everyone! We've made a collage showcasing our dream travel destinations. It includes amazing pictures of the USA's Statue of Liberty, a Kenyan safari, Cambodia's Angkor Wat, and a train trip through the Alps in Switzerland. Aren't they fascinating? Come and take a look at our fantastic destinations!

Checklist

- ☐ 존중하는 태도로 다른 조의 작품을 감상했는가?

✓ PROJECT REVIEW

1 아쉬움 2 훌륭함 3 매우 훌륭함

OTHER GROUPS	GROUP 1	GROUP 2	GROUP 3	GROUP 4
1. 여행지의 특징이 잘 드러나도록 표현했다.				
2. 다양한 자료를 활용해 작품을 완성했다.				
YOUR GROUP	YOU	MEMBER 1	MEMBER 2	MEMBER 3
1. 여행지 관련 정보와 의견을 적극적으로 제시했다.				
2. 창의적으로 자료를 활용해 작품을 완성했다.				



A Communicative Functions

Look at the expressions. Then listen and practice the conversations with your partner.

1 계획 말하기

- I'm planning to ...
- I'm thinking of ...

A: I'm planning to book a trip to Australia in December.

B: Wow, where would you like to visit?

A: I'm thinking of going to Sydney. I want to visit the Sydney Opera House.

2 충고하기

- You had[You'd] better ...
- I think you should ...

A: I lost my wallet during the tour today!

B: Oh no! **You'd better call** the nearest police station and report what happened.

A: Okay, I'll do that right now.

B: Also, **I think you should contact** your bank to cancel your credit cards.

B Sounds

1. Focusing on pronunciation, listen and repeat the sentences.



Linking the same consonant sounds between words

- I'm planning to travel to Busan when my cousin visits Korea this summer.
this summer
- Don't tell me you're still waiting for your flight to Incheon.
flight to

2. Listen and fill in the blanks. Then repeat the sentences.



- I found a(n) _____ ticket to my next destination!
- It's _____. I should take some water with me on the trip.
- Could you leave your _____ for the hotel room reservation?



REVIEW & REFLECT

A Listen to the conversation and answer the questions.



1. What advice does Woojin NOT give to Gina?
 - Ⓐ Don't go surfing on windy days.
 - Ⓑ Apply sunscreen before going out.
 - Ⓒ Use a product on burned skin.

2. Listen again. How is Gina most likely to respond to Woojin's last words?
 - Ⓐ I hope you get better soon.
 - Ⓑ I'll try that. Thanks for the helpful tip!
 - Ⓒ I totally forgot to check the ingredients.

B Listen to the news report and fill in the blanks.




Who Will Be This Year's Winner?



The Cooper's Hill Cheese-Rolling Race

The Cooper's Hill Cheese-Rolling Race will return to Gloucester, England. People from all over the world are planning to take part in this event.



It is an annual race where participants chase a wheel of cheese down a long, steep Ⓐ _____. The one who gets to the bottom first wins the Ⓑ _____ as a prize. Volunteers help people who lose their Ⓒ _____ and carry injured people down the hill.

ANSWER THE BIG QUESTION

Q. What is most important to you when traveling?

YOUR ANSWER

EXAMPLE Safety is most important to me. It is important to plan carefully and travel safely. I think I can only truly enjoy a trip when I feel secure.

Interesting Transportation Around the World

When traveling in a new country, sometimes the form of transportation itself is a way to experience the culture. Let's check out some interesting ways to get around!

Monte Toboggan, Portugal



On Portugal's island of Madeira, you can ride the Monte Toboggan, a large basket pushed downhill by men known as *Carreiros*. This unique cart was invented in 1850 by people in a village on a hill who wanted to do the 2-kilometer downhill journey quickly.

Wuppertal Schwebebahn, Germany



Wuppertal, Germany, has turned train travel upside-down... literally! Its famous Schwebebahn train hangs down from its tracks. Traditional rails would be impractical in this area due to its winding river valley. This train is a great way to avoid the city's traffic and enjoy beautiful views.

Search if you want to know more about unique transportation.

#unique_transportation




Totora Boat, Peru



Peru's Lake Titicaca is scattered with about a hundred floating islands. People living there use boats to get around when fishing or hunting seabirds. The boats are made of totora reeds and feature a distinctive dragon head at the front.

Everyday Idiom

hit the road



주요 교통수단으로 말을 타고 다니던 때 말발굽이 땅을 치며 출발했던 것에서 유래된 표현으로, '출발하다', '떠나다', '여행을 시작하다'라는 의미입니다.

LESSON 5

Living in Harmony

LESSON GOALS & FUNCTIONS

TOPIC 1

알고 있음을
표현하기

알고 있는 지역 사회 정보를 말할 수 있다.

I heard (that) the animal shelter is looking for volunteers.

TOPIC 2

강조하기

환경 보호의 중요성을 강조하여 말할 수 있다.

It's important to avoid using disposable plastic.



A background image showing several hands of different skin tones cupping dark brown soil and small green seedlings. The hands are arranged in a circle, symbolizing community and environmental care. The image is partially covered by a semi-transparent white overlay containing text boxes.

BIG QUESTION

How can you make the world a better place?

TOPIC 1

Community Spirit

TOPIC 2

A Greener World

PROJECT

My Plastic Diary

[Link to Environment](#)



GET READY

A Look at the volunteer application form and complete it according to your preferences.

Community Volunteer Application

1) Name: _____

2) Volunteer Positions – Please check the option you want to apply for:

☐ Soup Kitchen



- Serve meals to people facing hunger

☐ Animal Shelter



- Take care of abandoned animals

☐ Tutoring Center



- Teach children English and math

☐ Retirement Home



- Assist seniors with using digital devices

3) Availability – Please check the days you are available for volunteering:

☐ Mon

☐ Tue

☐ Wed

☐ Thu

☐ Fri

☐ Weekends

B Based on the above, talk with your partner about the volunteer position you will apply for.



I heard **that** the animal shelter is looking for volunteers.

Yes, I know. I'll apply for a position to take care of abandoned animals.



LISTEN & SPEAK



A Listen to the conversation. Which sign is hidden?



(a)



(b)



(c)



B Listen to the conversation and answer the questions.



1. What kind of business are the speakers talking about?

- (a) a bookstore
- (b) a furniture store
- (c) a restaurant

2. Listen again. Which of the following is NOT mentioned about the business?

- (a) It has extra room around the tables.
- (b) It has a wider doorway than other places.
- (c) Its staff can communicate in sign language.

Listening Tip

대화의 주제나 화제를 암시하는 표현은 대화 초반에 언급되는 경우가 많다.

C Talk with your partner using the given options.



A: I heard that there will be (a) a community clean-up day soon.

B: That's wonderful! It's a great way for us to (b) keep our neighborhood clean.

A: I agree. Let's participate together!

Option 1

- (a) a donation drive
- (b) collect essential items for those in need

Option 2

- (a) a cultural festival
- (b) understand the diversity of the community

Your Own

- (a) _____
- (b) _____



A Look at the pictures and answer the question. Then listen to the speech.



- What is your most memorable volunteer experience?

B Listen again. Fill in the blanks with the words given below.



Green Town Hero Award

This award is presented to

The Green High School Orchestra

in recognition of your efforts to contribute to the ① _____ of Green Town.

We deeply appreciate your work in the following areas:

- Bringing the joy of music to the ② _____ residents of Green Care Home
- Offering music lessons to ③ _____ students to improve their musical skills
- Holding a charity ④ _____ to raise funds for the repair of public facilities

Thank you for your efforts to improve our community!



Maggie Hollins

Maggie Hollins, Mayor of Green Town

concert

elderly

community

young

COMMUNICATION ACTIVITY



Be a Neighborhood Hero!

STEP 1 Imagine that you are a superhero. Design your costume and complete the description.

COSTUME



SUPERHERO NAME

Sample *Lifting Man*

Your Own _____

SUPERPOWER

Sample *Lifting anything with my bare hands*

Your Own _____

MY MISSION IS TO HELP MY NEIGHBORS WHO ...

Sample *cannot move furniture, such as senior citizens who live alone*

Your Own _____

STEP 2 Talk with your partner about your superpower. 🗨️

Example

A: What's your superhero name, and what superpower do you have?

B: I'm Lifting Man, and I have the superpower of lifting anything with my bare hands.

A: That's cool. What do you want to do for our community with your power?

B: **I heard that** there are some people who cannot move furniture, such as senior citizens who live alone. I can help them!

A: You can truly make a difference in our community!

SELF-CHECK

- 이웃을 돕는 영웅의 모습과 능력을 자세히 묘사했다.
- 나의 특별한 능력으로 이웃을 어떻게 도울 수 있을지 고민했다.
- 'I heard ...' 표현을 활용해 도움이 필요한 이웃에 대해 대화했다.



GET READY



A Listen to the conversation and check the issue that the speakers will feature on their poster.

Let's make a difference in the world!

5 Reasons to Avoid Using Disposable Plastic

☐ It is made from fossil fuels.

☐ It pollutes our oceans.

☐ It takes centuries to break down.

☐ It is not all recyclable.

☐ It can kill marine animals.

B Based on the above, talk with your partner about reasons for avoiding disposable plastic.



What should we do to protect the environment?

It's important to avoid using disposable plastic because it is made from fossil fuels.



LISTEN & SPEAK



A Listen to the conversation and fill in the blanks.



Martin and Somin are having a conversation during lunch.

Martin: Hey, Somin, what's that around your sandwich?

Somin: Oh, it's a special wrap _____ natural materials. It's an alternative to plastic wrap.

Martin: Awesome! I've been interested in going greener, but I'm not sure _____.

Somin: There are many things you can do. **For example**, carrying a reusable water bottle is a good start. Also, **it's important to avoid products with excessive packaging**.

Martin: How can we avoid such products?

Somin: I often shop at a zero-waste store. I bring my own containers and fill them up with everyday items.

Martin: Wow, there are _____ we can make for the environment!



B Practice the conversation with your partner and then switch roles.



C Talk with your partner using the given options.



Speaking Tip

먼저 언급한 내용을 예를 들어 구체적으로 설명할 때 'for example', 'like', 'such as' 등의 표현을 사용한다.

A: Do you have any good tips for going green at **a** school?

B: **It is important to** **b** **recycle** items such as paper.

A: Thanks! I'll keep that in mind.

Option 1

- a** home
- b** unplug devices when they're not in use

Option 2

- a** restaurants
- b** take leftovers home

Your Own

- a** _____
- b** _____



A Look at the thumbnail image and answer the question. Then watch the documentary.



- How do you think animals help the Earth?

B Watch again. Fill in the blanks with the words given below.



Animals That Help Protect the Earth



Many animals play a(n) **Ⓐ** _____ in protecting the Earth. Here are three animals that help the environment.

Bees



- contribute to the **Ⓑ** _____ of about 30% of the world's crops

Squirrels



- **Ⓒ** _____ nuts in the ground, which eventually grow into trees

Great Whales



- can **Ⓓ** _____ about 33 tons of carbon over their lifetime

*Source: <https://www.globalgiving.org/learn/ways-animals-help-us/> 외 다수 사이트 (p. 126 참조)

growth

absorb

bury

role

COMMUNICATION ACTIVITY

How Do I Recycle This?

STEP 1 For each of the following items, indicate the appropriate recycling bin and disposal method. You can search for the correct information.

Sample

Box



- ☐ Plastic ☐ Cans ☒ Paper
☐ Vinyl ☐ Glass

How to dispose of it:

Remove other materials from it,
such as tape.

Water bottle



- ☐ Plastic ☐ Cans ☐ Paper
☐ Vinyl ☐ Glass

How to dispose of it:

Hair spray



- ☐ Plastic ☐ Cans ☐ Paper
☐ Vinyl ☐ Glass

How to dispose of it:

Snack package



- ☐ Plastic ☐ Cans ☐ Paper
☐ Vinyl ☐ Glass

How to dispose of it:

TIP | For more information about how to recycle, visit me.go.kr. (🔍 분리배출 재활용 가이드라인 요령)

STEP 2 Present one of the disposal methods you wrote down to the class. 🗣️

To protect our environment, **it is important to** properly **separate** our garbage. I'll share how to dispose of a box correctly. **It is important to** **remove** other materials from it, such as tape. Then you can put it in the recycling bin for paper.



SELF-CHECK


- 각 품목을 어떻게 분리배출해야 하는지 검색해 확인했다.
- 올바른 분리배출 방법을 간략하게 작성했다.
- 'It is important to ...' 표현을 활용해 분리배출 방법을 발표했다.



My Plastic Diary

STEP 1 Think about your plastic use

- Think about the plastic items that you commonly use in your daily life.



Plastic straws



Plastic bottles



Plastic bags



Plastic forks and spoons

Your Own

Draw an item.

Checklist

- ☐ 일상에서 흔히 사용하는 플라스틱이 무엇인지 생각했는가?

STEP 2 Record your plastic use habits

- Check which days you used these plastic items last week.

Checklist

- ☐ 일주일 동안의 플라스틱 사용 빈도를 정확하게 기록했는가?

My Weekly Plastic Diary



Items	Mon	Tue	Wed	Thu	Fri	Sat	Sun
Plastic straws	✓			✓		✓	✓
Plastic bottles							
Plastic bags							
Plastic forks and spoons							
Your Own							



STEP 3 Plan how to reduce plastics

- Make groups of four. Share your plastic use habits with your group members.
- Find out the most used items in your group and discuss how to reduce their use.

	Most used items	How many days they were used on average	How to reduce their use
Sample	Plastic straws	four days	using edible straws made of pasta
Your Own			

Checklist

- ☐ 사용 빈도가 가장 높은 플라스틱이 무엇인지 논의를 통해 찾았는가?
- ☐ 누구나 실천할 수 있는 플라스틱 사용을 줄이는 방법을 찾았는가?

STEP 4 Present your group's idea

- Present your group's idea to the class.



Hello, everyone. I'd like to tell you about our group's plastic use. During the past week, our group used plastic straws the most. We used them four days on average! It's important to reduce their use, so our group has discussed how to do it. We suggest using edible straws made of pasta. We believe this change will help us reduce plastic consumption! Thank you for listening.

Checklist

- ☐ 정리한 내용을 빠짐없이 발표했는가?

✓ PROJECT REVIEW

1 아쉬움 2 훌륭함 3 매우 훌륭함

OTHER GROUPS	GROUP 1	GROUP 2	GROUP 3	GROUP 4
1. 플라스틱 사용 빈도를 정확하게 말했다.				
2. 플라스틱 사용을 줄이기 위한 방법을 제시했다.				
YOUR GROUP	YOU	MEMBER 1	MEMBER 2	MEMBER 3
1. 플라스틱 사용 빈도를 정확하게 기록했다.				
2. 플라스틱 사용을 줄이는 방법을 찾으려고 노력했다.				



A Communicative Functions

Look at the expressions. Then listen and practice the conversations with your partner.

1 알고 있음을 표현하기

- I heard (that) ...
- I know (that) ...

A: I heard that the new community center is finally open.

B: That's great news! What facilities does it have?

A: Well, I know it has a gym and a theater, but I'm not sure what else it has.

2 강조하기

- It's important to ...
- We have to remember (that) ...

A: How can we help protect the environment in our daily lives?

B: It's important to start with small steps, like walking to school instead of taking a car.

A: I agree! We have to remember that even small actions can make a difference.

B Sounds

1. Focusing on intonation, listen and repeat the sentences.

The intonation of yes/no questions(↗) and information questions(↘)

- Do you have any good tips for going green at school? (↗)
- What do you want to do for our community? (↘)

2. Listen and draw (↗) for rising intonation or (↘) for falling intonation. Then repeat the sentences.

- ㉠ How many times have you volunteered so far? ()
- ㉡ Will you participate in the charity marathon this weekend? ()
- ㉢ What are the effects of climate change on human beings? ()



REVIEW & REFLECT

A Listen to the conversation and answer the questions.



1. What damaged the library?

- Ⓐ a fire
- Ⓑ a tornado
- Ⓒ a flood

2. Listen again. Circle whether each statement is true (T) or false (F).

- Ⓐ Jihyo already knew about the library's problem. (T / F)
- Ⓑ The library is struggling to purchase new books. (T / F)
- Ⓒ Jayden and his friends will donate money to the library. (T / F)

B Listen to the announcement and fill in the blanks.





Welcome to the Farmers' Market



Every Ⓐ _____, 9:00 a.m.–4:00 p.m. at Green Park



- fresh produce
- baked goods
- Ⓑ _____ made items

Enjoy eco-friendly shopping with:

- shorter supply chains
- free Ⓒ _____ bags

Support our local Ⓓ _____ and help save our planet!

ANSWER THE BIG QUESTION

Q. How can you make the world a better place?

YOUR ANSWER

EXAMPLE I can contribute to making the world a better place by actively supporting others around me, and also by taking actions to preserve our planet.

The Effects of Climate Change on Our Planet

Climate change is more than just changes in the temperature. Because of climate change, many things that currently exist on Earth could disappear forever.

A Shortage of Vanilla



Can you imagine ice cream without vanilla? Climate change could make vanilla a thing of the past. Longer droughts and heavier rains make it more difficult to grow vanilla in areas like South and Central America. Global production of this plant could be on the decline.

The Disappearance of the Maldives



The Maldives is a dream vacation destination thanks to its gorgeous beaches. Unfortunately, this tropical paradise stands barely above sea level. If sea levels continue to rise, the Maldives could disappear as early as 2050!

Search if you want to know more about climate change.

[#effects_of_climate_change](#)



Loss of the Bengal Tiger



The Bengal tiger is under threat. The main home of the tiger is Bangladesh, and its habitat is shrinking because of rising sea levels caused by climate change. According to one study, the Bengal tiger's natural home could be completely gone by 2070.

Everyday Idiom

all hands on deck

Let's participate in the community plogging campaign.



It's an activity that combines picking up trash and jogging.

Sounds like a great idea. We need **all hands on deck**.



It feels good to help our community.



What about the trash in your room?



배에서 비상 상황이 발생했을 때, 모든 선원들에게 갑판으로 올라오라고 외친 말에서 유래된 표현으로, 모두 손을 모아 돕는다는 의미입니다.

LESSON 6

Life as a Digital Native

LESSON GOALS & FUNCTIONS

TOPIC 1 의견 표현하기

디지털 기술과 함께하는 삶에 관해 자신의 의견을 말할 수 있다.
It seems to me (that) your screen time is a bit high.

TOPIC 2 책임 표현하기

올바른 미디어 사용을 위한 책임을 표현할 수 있다.
You should check whether the source is trustworthy.

BIG QUESTION

How can you become a good digital citizen?

TOPIC 1

My Digital Life

TOPIC 2

Getting Media Right

PROJECT

Breaking News Report

[Link to Media](#)



GET READY

A Look at the screen and complete the table based on your actual screen time data for the week.

Rank	App	Time
1		____ hrs ____ mins
2		____ hrs ____ mins
3		____ hrs ____ mins
4		____ hrs ____ mins
5		____ hrs ____ mins

B Based on what you wrote above, talk with your partner about your screen time.



What do you think of my screen time?

It seems to me that your screen time is a bit high.
You spent the most time watching videos.



LISTEN & SPEAK



A Listen to the conversation. Which video will the speakers watch together?



(a)



(b)



(c)



B Listen to the conversation and answer the questions.



1. What homework are the speakers discussing?

- Ⓐ conducting a survey
- Ⓑ performing an experiment
- Ⓒ writing a report

2. Listen again. What is Ellen's opinion about the AI chatbot?

- Ⓐ It is good at analyzing a lot of information.
- Ⓑ The source of its information should be checked.
- Ⓒ It addresses users' requests very quickly.

Listening Tip

상대방의 말을 재확인하는 표현 뒤의 정보는 주로 중요한 소재나 주제인 경우가 많으므로 집중해 듣는다.

C Talk with your partner using the given options.



A: What kind of app do you find the most useful?

B: It seems to me that Ⓐ map apps are the most useful.

A: I agree. They Ⓑ show the shortest path to a destination.

Option 1

- Ⓐ time management
- Ⓑ help us spend our time effectively

Option 2

- Ⓐ video-editing
- Ⓑ make it easy for us to create videos

Your Own

- Ⓐ _____
- Ⓑ _____



A Look at the picture and answer the question. Then listen to the presentation.



- Have you ever received song recommendations from a music application?

B Listen again. Fill in the blanks with the words given below.



New Music Recommendation System

Just for You

Benefits

1. Outstanding Personalization

- It **a** _____ your listening habits with data from other users.
- It gets to know your own **b** _____ music taste.

2. Dynamic Adaptation

- It can adapt to your **c** _____ tastes over time.
- It **d** _____ that you never miss out on the right recommendations.

ensures

compares

changing

unique

COMMUNICATION ACTIVITY

SMART HOME

Your Future Home

STEP 1 Imagine that you're living in a smart home. Think of a function you wish you had there.

Sample

• **Function:**

walls that can change color

• **How it works:**

If

I were feeling down,



then

*the color of the walls in my room
could become brighter.*

Your Own

• **Function:**

• **How it works:**

If



then

STEP 2 Talk with your partner about the function you described above. 💬

Example

A: What smart home function do you want to have in the future?

B: I want to have walls that can change color. If I were feeling down, then the color of the walls in my room could become brighter. Isn't that a good idea?

A: Yeah, that's awesome! **It seems to me that** smart home functions are becoming more popular.

SELF-CHECK

- 원하는 스마트 홈 기능을 구체적으로 작성했다.
- 작성한 스마트 홈 기능을 자세히 설명했다.
- 'It seems to me ...' 표현을 활용해 나의 의견을 말했다.



GET READY



A Listen to the conversation and check the step the speakers are using to examine the article.

SHARE Checklist

S

☐ **Source**

Check whether the source of the information is trustworthy.

H

☐ **Headline**

Read the entire news article, not just the headline.

A

☐ **Analyze**

Analyze whether the written information in the article is accurate.

R

☐ **Retouched**

Identify whether the images or videos in the article are edited.

E

☐ **Error**

Beware of grammar and spelling errors, which may signal fake news.

*Source: <https://sharechecklist.gov.uk/> (p. 127 참조)

B Based on the above, talk with your partner about things to consider when sharing news online.



What should I do to identify fake news before sharing something online?

To identify fake news, **you should check** whether the source of the information is trustworthy.



LISTEN & SPEAK



A Listen to the conversation and fill in the blanks.



Sean and Yeri are talking on the street.

Sean: Hey, Yeri. Where are you going?

Yeri: Hi, Sean. I'm going to the post office to send something that I ordered online back _____.

Sean: Oh, was there a problem with the product?

Yeri: Well, I bought this shampoo because the ads on _____ made it look so good. It had positive reviews from several influencers as well.

Sean: So, what happened?

Yeri: I believed in the promise of shiny hair within two days, but it didn't work at all.

Sean: That's disappointing. **You should be careful about the information you get from social media.**

Yeri: You're right. I _____ the product more. **Anyway, I'd better go.** The post office is closing soon.

Sean: Okay, see you later!



B Practice the conversation with your partner and then switch roles.



C Talk with your partner using the given options.



Speaking Tip

격식 없는 상황의 대화를 마무리할 때 'Anyway, I'd better go.'라고 말할 수 있다.

A: What should I do to use ① social media responsibly?

B: I think **you should** ② **avoid** spreading false information.

A: That's very helpful advice. Thanks.

Option 1

- ① content from online sources
- ② ask permission to use it from the creator

Option 2

- ① a video-streaming service
- ② set appropriate limits on your viewing time

Your Own

- ① _____
- ② _____



A Look at the thumbnail image and answer the question. Then watch the lecture.



- Do you consider copyright when you use online content?

B Watch again. Fill in the blanks with the words given below.



What are Creative Commons (CC) Licenses?

CC licenses are a way for original creators to give **a** _____ for others to use their work.

Element	Description
	You can share and modify the content as long as proper b _____ is given to the original creator.
	You can modify the content, but you should c _____ the same type of license for the new content.
	You must not use the content for commercial d _____.
	You cannot e _____ or edit the content in any way.

*Source: <https://creativecommons.org/share-your-work/cclicenses/> 외 다수 사이트 (p. 127 참조)

purposes

change

credit

maintain

permission

Am I a Good Digital Citizen?


STEP 1 Based on your digital life, complete the survey below. Then think about what you should do to be a better digital citizen.

Questions	Always 1	Sometimes 2	Never 3
1. Do you use the same password for different websites?			
2. Do you ever use other people's images or videos without permission?			
3. Do you ever share news online without checking whether it's fake?			
4. Do you ever share personal information such as your address or phone number online?			
5. Do you ever use impolite language towards others online?			
Your Total Score			

If your total score is ...

- 13–15: You are an excellent digital citizen!
- 10–12: You are a fairly good digital citizen!
- 5–9: You need to try harder to become a good digital citizen!

To be a better digital citizen, I should _____

STEP 2 Present your score and explain what you should do to be a better digital citizen. 

Hi, everyone! I scored 12 points in total, so I'm a fairly good digital citizen. I have never shared news online without checking whether it's fake. But, I sometimes use the same password for different websites. So, I think I **should** create a different password for each website.



SELF-CHECK

- 나의 디지털 미디어 이용 습관을 돌아보고 솔직하게 답변했다.
- 부족한 부분을 개선하기 위한 적절한 방안을 작성했다.
- 'I should ...' 표현을 활용해 나의 개선 방안을 발표했다.



Breaking News Report

STEP 1 Share some school news

Checklist

- ☐ 알고 있는 우리 학교의 소식을 적극적으로 공유했는가?

- Make groups of four. Share any school news you have heard.
- Write the news your group members shared on the bulletin board below.



STEP 2 Check the source

Checklist

- ☐ 신뢰할 만한 출처를 통해 사실 여부를 확인했는가?

- Select one of the news items above.
- Check whether the information is correct using a reliable source.

Sample

School news:

Our school is going to repair our auditorium in March next year.

The information is found to be:

☐ Correct ☒ Incorrect

Source:

The principal of our school

Correction:

The repairs will take place during this winter vacation.

Your Own

School news:

The information is found to be:

☐ Correct ☐ Incorrect

Source:

Correction:

STEP 3 Create a breaking news video

- Based on what your group researched, make a short **breaking news** video.
- Write a clear headline and subtitles to deliver the correct information.



Breaking News. We have just confirmed that the information regarding the repair schedule for our school auditorium is incorrect. There was a rumor that the renovations would take place in March of next year. After talking with a reliable source, the principal, we can now confirm that the repairs are scheduled for this winter vacation. Thank you for your attention to this update.

BREAKING NEWS
CORRECTION TO AUDITORIUM REPAIR SCHEDULE

Checklist

- ☐ 간결하고 명확한 헤드라인을 작성했는가?
- ☐ 자신감 있는 목소리로 정확하게 정보를 전달했는가?

*Breaking News



중요한 사건이나 문제가 발생했을 때 먼저 알리는 속보를 말한다.

STEP 4 Share the video

- Share your news with the class and watch the other groups' videos.
- After watching the other groups' videos, complete the table below.

Group	School news	Information	Correction
Group 1		<input type="checkbox"/> Correct <input type="checkbox"/> Incorrect	
Group 2		<input type="checkbox"/> Correct <input type="checkbox"/> Incorrect	
Group 3		<input type="checkbox"/> Correct <input type="checkbox"/> Incorrect	
Group 4		<input type="checkbox"/> Correct <input type="checkbox"/> Incorrect	

Checklist

- ☐ 다른 조의 뉴스를 경청했는가?
- ☐ 다른 조의 뉴스에서 전달한 학교 소식의 사실 여부를 정확하게 듣고 기입했는가?

✓ PROJECT REVIEW

1 아쉬움 2 훌륭함 3 매우 훌륭함

OTHER GROUPS	GROUP 1	GROUP 2	GROUP 3	GROUP 4
1. 신뢰할 만한 출처를 통해 정보의 사실을 확인했다.				
2. 객관적이고 간결한 뉴스를 완성했다.				
YOUR GROUP	YOU	MEMBER 1	MEMBER 2	MEMBER 3
1. 정보의 사실 여부를 적극적으로 분석했다.				
2. 맡은 역할에 최선을 다해 뉴스를 제작했다.				



A Communicative Functions

Look at the expressions. Then listen and practice the conversations with your partner.

1 의견 표현하기

- It seems to me (that) ...
- In my opinion/view, ...

A: What do you think about social media?

B: **It seems to me that** it decreases face-to-face interactions.

A: Well, **in my opinion**, there are many benefits to social media. For example, we can get information quickly.

2 책임 표현하기

- You should ...
- You must/have to/ought to ...

A: You've been watching videos all day. **You should manage** your media usage better.

B: It's so addictive that I can't stop myself. What should I do?

A: **You must set** a time limit to control yourself. It might be tough, but you can do it.

B Sounds

1. Focusing on pronunciation, listen and repeat the sentences.

Pronouncing present tense verbs ending in "-s" or "-es"

- I found one that specializes in science topics.
- Let's check what each element represents.
- It seems to me that your screen time is a bit high.

2. Listen and fill in the blanks. Then repeat the sentences.

- The report _____ that using a smartphone at night can disturb sleep.
- She _____ most of her free time searching for information on her smartphone.
- The map app _____ that it _____ five minutes to get to the destination.



REVIEW & REFLECT

A Listen to the conversation and answer the questions.



1. Why is Emily upset?


- a because she has been slowly losing subscribers
- b because people left harsh comments on her video
- c because her videos were accidentally deleted

2. Listen again. Circle whether each statement is true (T) or false (F).


- a Emily uploaded a video of herself singing. (T / F)
- b Emily's video has about ten thousand views. (T / F)
- c Homin thinks that Emily is good at editing her videos. (T / F)

B Listen to the recorded message and fill in the blanks.





MISSED CALLS



• **Caller:** Max Williams • **Date:** January 5 • **Time:** 3:00 p.m.

• **Purpose:**
To request a correction to the news article about the school **a** _____

• **Details of the message:**
Please correct the incorrect information in the article.

- Start time of the event: 8:00 p.m. (X) → **b** _____:00 p.m. (O)
- Location of the event: the gymnasium (X) → the main **c** _____ (O)

ANSWER THE BIG QUESTION

Q. How can you become a good digital citizen?

YOUR ANSWER

EXAMPLE I should check whether something is true before sharing it online. Also, I must always show respect to others whenever I'm in the digital world.

Digital Media for Worldwide Connections

Digital media can help us meet or learn about people all over the world. Check out some ways to connect with other global citizens.

Streaming the Culture



Thanks to streaming services, people can enjoy content from other countries at any time. Korean movies and dramas have gained immense popularity through these services. As a result, the global demand for Korean content is higher than ever, and interest in Korean culture is skyrocketing.

Study With Me



While we cannot avoid studying, technology can make it more enjoyable. For example, many students nowadays are posting videos of themselves studying on social media, and others can motivate themselves by watching these videos. Social media makes it easy for students to share study tips with each other, too!

Search if you want to know more about digital media.

#streaming_service #study_with_me #metaverse





A Virtual World



The metaverse is an interactive 3D space where people can do various activities virtually. It allows you to go shopping, travel, play games, and much more with your global friends! Anything is possible in the metaverse. Now, distance is no longer an obstacle to global interaction.

Everyday Idiom

jog one's memory



‘(무심코 살짝) 치다, 건드리다’라는 뜻의 jog가 쓰여 ‘누군가의 기억이나 추억을 (건드려) 되살아나게 하다’라는 의미의 표현입니다.



Appendix



Answers	108
Scripts	112
Sources	124

LESSON 1 Discover Yourself

TOPIC 1 _____ p. 13

LISTEN & SPEAK

- A ⑥
B 1 ①
2 ① F
⑥ T
③ T

REAL-LIFE LISTENING p. 14

- B ① difficulty
⑥ experiences
③ talents
④ opinions

TOPIC 2 _____ p. 16

GET READY

- A ☒ computer engineer

LISTEN & SPEAK p. 17

- A will be held
give us information
can't wait for

REAL-LIFE VIEWING p. 18

- B ① tutor
⑥ interests
③ management
④ jobs

LANGUAGE FOCUS _____ p. 22

- B ① discover, strengths
⑥ best, win, race
③ role, model, reaching, goals
▶ 한 문장에서 중요한 정보를 가진 명사, 동사 등에 주로 강세를 두어 발음한다. 반면, 문법적인 기능을 하는 한 정사, 전치사, 접속사, 조동사 등은 상대적으로 약하게 발음하는 경향이 있다.

REVIEW & REFLECT _____ p. 23

- A 1 ⑥
2 ③
B ① April
⑥ instrument
③ group
④ website

LESSON 2 Coloring Your Life

TOPIC 1 _____ p. 29

LISTEN & SPEAK

- A ⑥
B 1 ⑥
2 ①

REAL-LIFE LISTENING p. 30

- B ① languages
⑥ skills
③ lessons
④ community
⑤ devices

TOPIC 2 _____ p. 32

GET READY

- A ☒ Being alone

LISTEN & SPEAK p. 33

- A What happened
busy studying
accept my apology

REAL-LIFE VIEWING p. 34

- B ① invite
⑥ meal

- ⓒ feed
- ⓓ tradition

LANGUAGE FOCUS _____ p. 38

- B ⓐ needed
ⓑ played
ⓒ helped

▶ ed로 끝나는 일반동사의 과거형 발음에 유의하자. 동사의 기본형이 d나 t로 끝나면 ed를 [id]로, 모음이나 l, n, r, g, v, z, b, m으로 끝나면 [d]로, p, k, f, gh, sh, ch, s, c, x 등으로 끝나면 [t]로 발음한다.

REVIEW & REFLECT _____ p. 39

- A 1 ⓑ
2 ⓒ

- B ⓐ show
ⓑ introduced
ⓒ friends

LESSON 3 Be a Wise Consumer

TOPIC 1 _____ p. 45

LISTEN & SPEAK

- A ⓐ
B 1 ⓑ
2 ⓐ T
ⓑ F
ⓒ F

REAL-LIFE LISTENING _____ p. 46

- B ⓐ taste
ⓑ mixture
ⓒ bowls
ⓓ balls
ⓔ medium

TOPIC 2 _____ p. 48

- A ☑ Tumbler
•color: green

LISTEN & SPEAK _____ p. 49

- A a small discount
for free
transfer the money

REAL-LIFE VIEWING _____ p. 50

- B ⓐ overspending
ⓑ Checking
ⓒ advertising
ⓓ popularity
ⓔ stock

LANGUAGE FOCUS _____ p. 54

- B ⓐ had an apple
ⓑ have any
ⓒ some of
▶ 한 단어가 자음의 소리로 끝나고 뒤에 이어지는 단어는 모음으로 시작할 때, 앞 단어의 자음 소리와 뒤 단어의 모음을 연결하여 발음하는 경향이 있다.

REVIEW & REFLECT _____ p. 55

- A 1 ⓑ
2 ⓐ
B ⓐ Voice
ⓑ payment
ⓒ discount

LESSON 4

Time to Pack Your Bags

TOPIC 1 _____ p. 61

LISTEN & SPEAK

- A ⑥
B 1 ③
2 ③

REAL-LIFE LISTENING p. 62

- B ③ July
⑥ deals
③ September
④ August
⑤ fights

TOPIC 2 _____ p. 64

GET READY

- A ☒ Earplugs

LISTEN & SPEAK p. 65

- A has been delayed
are fully booked
a free meal

REAL-LIFE VIEWING p. 66

- B ③ difficulties
⑥ slowly
③ enough
④ dangerously
⑤ blankets

LANGUAGE FOCUS _____ p. 70

- B ③ cheap plane
⑥ hot today
③ phone number
▶ 첫 번째 단어가 자음으로 끝나고 그다음 단어가 같은 소리의 자음으로 시작할 때, 이 두 자음을 각각 발음하지 않고 하나의 소리로 발음한다.

REVIEW & REFLECT _____ p. 71

- A 1 ③
2 ⑥
B ③ hill
⑥ cheese
③ balance

LESSON 5

Living in Harmony

TOPIC 1 _____ p. 77

LISTEN & SPEAK

- A ③
B 1 ③
2 ⑥

REAL-LIFE LISTENING p. 78

- B ③ community
⑥ elderly
③ young
④ concert

TOPIC 2 _____ p. 80

GET READY

- A ☒ It can kill marine animals.

LISTEN & SPEAK p. 81

- A made from
where to start
many changes

REAL-LIFE VIEWING p. 82

- B ③ role
⑥ growth
③ bury
④ absorb

LANGUAGE FOCUS _____ p. 86

- B ① ↘
② ↗
③ ↘

▶ 대개 '예', '아니요'로 대답할 수 있는 의문문은 문장의 끝을 올려(↗) 발음한다. 반면, 의문사로 시작하여 특정 정보를 묻는 의문문은 문장의 끝을 내려(↘) 발음하는 경향이 있다.

REVIEW & REFLECT _____ p. 87

- A 1 ③
2 ① F
② T
③ F
- B ① Wednesday
② locally
③ reusable
④ economy

LESSON 6 Life as a Digital Native

TOPIC 1 _____ p. 93

LISTEN & SPEAK

- A ①
B 1 ③
2 ②

REAL-LIFE LISTENING _____ p. 94

- B ① compares
② unique
③ changing
④ ensures

TOPIC 2 _____ p. 96

GET READY

- A ☒ Retouched

LISTEN & SPEAK

p. 97

- A for a refund
social media
should have researched

REAL-LIFE VIEWING

p. 98

- B ① permission
② credit
③ maintain
④ purposes
⑤ change

LANGUAGE FOCUS _____ p. 102

- B ① emphasizes
② spends
③ shows, takes

▶ 일반동사의 3인칭 단수 현재형은 마지막 발음에 따라 s 혹은 es를 각각 다르게 발음한다. 만약 동사가 [s], [z], [ʃ], [ʒ], [tʃ], [dʒ], [ks] 소리로 끝나면 es를 [ɪz]로 발음한다. [p], [t], [k], [f], [θ] 발음으로 끝나는 동사는 [s]로 발음한다. 마지막으로, 나머지 다른 자음이나 모음의 소리로 끝나는 동사는 [z]로 발음한다.

REVIEW & REFLECT _____ p. 103

- A 1 ②
2 ① F
② T
③ T

- B ① play
② 7
③ auditorium

LESSON 1 Discover Yourself

TOPIC 1 _____ p. 13

LISTEN & SPEAK

A

- B: Hi, Jiwon! Have you decided which club to join?
- G: Hey, Lucas. Yes, I'm thinking of joining the art club. I love drawing.
- B: That sounds great! I haven't decided yet. I don't know what would be best.
- G: Hmm... how about joining the photography club? You are good at taking pictures.
- B: Am I?
- G: Of course! I love the pictures on your social media.
- B: Thanks! I think I'll join that club. It matches my interests!

B

- M: Yeji, you seem a bit down. What's up?
- G: Well, Dad, I didn't get a good score on the science test. I'm so disappointed.
- M: I'm sorry to hear that.
- G: I used to do really well in science, but now I feel like I'm struggling.
- M: Don't be too hard on yourself. You have so many other strengths! For example, I think you're really good at creative writing.
- G: Yeah, I hope I can keep improving my writing skills. There are other areas I want to explore, too.
- M: Good for you! As time goes on, you'll find your true strengths.
- G: Thanks, Dad! I feel a bit better now.

REAL-LIFE LISTENING

p. 14

W: Now it's time for *One-Minute Advice*. Today's message comes from Lisa, a high school student. She says she's thinking about what to do after graduation, but she's having difficulty discovering her strengths. Here are three ways to discover what you're good at. First, reflect on your past experiences. The moments when you felt confident and successful will show you what you are good at. Next, try new things. Trying different activities, such as joining a new club at school, will help you discover talents that you never knew you had. Last, ask for feedback. Ask your friends, family, and teachers for their honest opinions on what they think you're good at. This can provide valuable information about your strengths. By following these tips, you can understand yourself better. Okay, we'll be back tomorrow with more helpful tips! See you!

TOPIC 2 _____ p. 16

GET READY

A

- B: Look at this, Jisu. These are the top ten dream jobs of students at our school.
- G: That's interesting, David. Oh, I don't think my dream job is listed.
- B: It isn't? What is it?
- G: I want to be a singer. I love singing and writing songs.
- B: That's amazing!
- G: How about you, David?
- B: I want to be a computer engineer.
- G: I'm sure you can achieve your dream because you have good problem-solving skills.

B: Really? Thank you!

REAL-LIFE VIEWING

p. 18

W: Welcome to *Future Career* magazine. Today we're meeting a modern worker named Henry Brown. Mr. Brown, please introduce yourself.

M: Hello, I'm Henry, and I'm a writer and an online tutor. I also work at a coffee shop.

W: Three jobs? Impressive! Why did you decide to take on multiple jobs?

M: I wanted to pursue my various interests and gain experience in different fields.

W: Oh, I see. How do you manage them all?

M: It's challenging. Time management is key. I set specific hours for writing and tutoring on weekdays. And I work at the coffee shop on weekends.

W: Any advice for people with multiple jobs?

M: Try to balance your jobs. And make sure to get enough rest so you don't get too tired.

W: Thanks for sharing your story!

M: My pleasure.

REVIEW & REFLECT _____ p. 23

A

G: Hey, Jaeho! You'll never guess who I ran into. Do you remember Paul Lee, who graduated from our high school?

B: Hi, Anna! Yes, I remember him. He was the president of the literature club, right?

G: Yeah. He's majoring in journalism in college now.

B: Cool. You're interested in journalism, aren't you?

G: Yes. I want to be a reporter, so I'm going to meet with Paul this Saturday. He's going to tell me about his experience studying journalism.

B: Really? Can I join you? I'm still trying to decide what I should major in, so his advice would be helpful.

G: Sure! I'll tell him you're coming along.

B: Thanks!

B

M: Good morning, Monroe High School students. This is your music teacher, Mr. Royer. I'm sure you're aware that the school talent show is coming up soon. It will be held on April 17. We want to see your special talents and amazing creativity. We're looking for all sorts of performers, so you can sing, dance, play an instrument, and more. Just think about what you're good at. You can participate as an individual or as a group. You must submit the application by April 10. Please visit the school website for more details. Thank you.

LESSON 2

Coloring Your Life

TOPIC 1 _____ p. 29

LISTEN & SPEAK

A

- B: What do you usually do after school?
- G: I usually play video games and go running. How about you?
- B: I enjoy playing games, too. But I want to try something new.
- G: Did you know there's a skateboarding class at the park?
- B: A skateboarding class? That sounds fun. I've never tried skateboarding before!
- G: How about taking the class together after school today?
- B: I'm in!

B

- G: Hey, Ewan! You look tired.
- B: Hi, Dahyeon. I think I'm stressed out because I have so much homework.
- G: Oh, I see. You should try to relieve your stress.
- B: I know, but I don't know how.
- G: Don't you have any hobbies?
- B: Hobbies? Do they help relieve stress?
- G: Of course! Doing what you like helps you relax. In my case, I enjoy doing puzzles. Concentrating on a puzzle helps me clear my negative thoughts.
- B: I've tried to start hobbies before, but I usually don't do them for very long.
- G: You should choose activities that you are really interested in. Otherwise, you can get tired of them quickly!

B: Good point. Thank you, Dahyeon!

REAL-LIFE LISTENING

p. 30

M: Do you want to try out a new hobby but never seem to have enough time? Well, we've got the app for you: Hobby Booster. With this app, you can easily try something new! You can learn to speak foreign languages, play musical instruments, improve your sports skills, and much more. And Hobby Booster has unique features you won't find anywhere else. What sets us apart? First of all, the lessons are divided into short, 10-minute videos, so you can watch them in your spare time. Plus, you can connect with fellow hobbyists using the app's community page. You can share tips for enjoying your hobby there! Hobby Booster works on all mobile devices and can be downloaded from any app store, so get it today!

TOPIC 2 _____ p. 32

GET READY

A

- G: Look! This photo app shows my birthday memories.
- B: Wow! Can I see, Mia?
- G: Sure. This one is from my virtual party two years ago. My aunt in America joined us.
- B: What a nice idea! Family connections matter.
- G: Totally. Usually, I have a family dinner, but I was alone in the hospital on my birthday last year.
- B: That's tough. What about this year?

- G: I'm having a party with friends. Can you come?
- B: Of course! I'm excited to celebrate your birthday.

REAL-LIFE VIEWING

p. 34

W: Sometimes, random mistakes can lead to nice surprises. This is a story about Jamal and Wanda. One day, Wanda sent a message to invite her family to Thanksgiving dinner, but she accidentally sent it to the wrong number. The message went to Jamal, a complete stranger, instead. Jamal replied, "Who is this?" Wanda texted back, "Your grandma." Jamal, in confusion, asked for Wanda's picture, and Wanda sent one to him. It turned out to be a mistake, but Jamal asked if he could still come for a meal. Wanda replied, "Of course you can, that's what grandmas do... they feed everyone." Jamal accepted Wanda's invitation and spent Thanksgiving with her and her family. Since then, spending Thanksgiving together has become a tradition. Their story shows that good friends can be found anywhere.

REVIEW & REFLECT _____ p. 39

A

- W: Hello. Welcome to Art World. How may I help you?
- B: I make art as a hobby, and I'd like to buy some more supplies.
- W: What kind of art do you make?
- B: I usually enjoy drawing with colored pencils, but I've recently become interested in using different materials.

W: That's great! Then how about this watercolor paint and markers set?

B: Oh, I already have some markers.

W: We also have a watercolor paint and paper set. This type of paper doesn't tear even if you use a lot of water.

B: That sounds perfect. I'll buy it.

B

G: Dear Diary, today was a great day! It was my first day at my new school. I was so nervous to meet my new classmates. My teacher, Ms. Miller, asked another student to show me around the school. His name is Mike. After some conversation, we found out that we live in the same apartment building! What are the chances? Mike was very kind, and he introduced me to his friends at lunch. They were all really nice! We had a fun talk while having lunch together. I'm relieved that I've already made new friends. I'm looking forward to spending time with my new friends and teachers!

LESSON 3

Be a Wise Consumer

TOPIC 1 _____ p. 45

LISTEN & SPEAK

A

- M: Hello, may I take your order?
- G: I'd like a ham and cheese sandwich, please. And I'm thinking about adding some more ingredients. Do you have any recommendations?
- M: Well, how about adding some avocado or tomatoes? They're the most popular extra ingredients.
- G: I love tomatoes! Could you add some, please?
- M: Absolutely! Would you like anything else?
- G: No, I think that's all.
- M: Okay. The total comes to eight dollars.
- G: I'll pay by credit card. Here you go.

B

- B: Harin, isn't it wonderful to walk around Hangang Park?
- G: Yes, Theo. The fresh air in the park is so nice. I'm getting hungry, though.
- B: I have a delivery app on my phone. How about ordering a pepperoni pizza?
- G: Sounds like a good idea! A large one would be great.
- B: Okay. A large pepperoni pizza will cost twenty thousand won.
- G: That's perfect! Oh, Theo, can we order a side of cheese balls too?
- B: Of course! Then it'll be twenty-five thousand won in total.
- G: Good. How long will our order take to be delivered?

- B: The app says it will be delivered within thirty minutes.
- G: That's great!

REAL-LIFE LISTENING

p. 46

- W: Welcome to *Everyday Cooking*! Do you have a lot of leftovers in your refrigerator? Don't throw them away! It's time to turn those leftovers into amazing dishes! Today, we'll use leftover rice to make an Italian dish called arancini. First, mix three cups of rice, one cup of cheese, and one egg in a bowl. Don't forget to add salt and pepper to suit your taste. Second, shape the mixture into balls with your hands. The balls should be of equal size. Third, prepare three shallow bowls—one with flour, another with beaten eggs, and the last one with breadcrumbs. After that, dip the balls in the flour, then in the eggs, and finally in the breadcrumbs. Lastly, cook the balls in hot oil over medium heat until they turn golden brown. Then they're done! Enjoy your meal!

TOPIC 2 _____ p. 48

GET READY

A

- G: Hey, Jake! What's up? You look so serious.
- B: Hi, Suji. I'm doing some online shopping, but I can only afford one of these items in my cart.
- G: Let me see... you already have a lot of shirts. Do you really need more?
- B: I guess not. But I do need a tumbler for when I'm on the go.

- G: In that case, I think the green one is better than the blue one. It has free shipping.
- B: Yeah, you're right! I'll buy that one. Thanks!

REAL-LIFE VIEWING

p. 50

M: Do you enjoy shopping online at night? Then you should pay attention to our next news story. A UK survey of over two thousand adults found that online shoppers are more likely to be led to overspending if they make their purchases late at night. The results showed that eighty-six percent of people who shop online late at night made purchases while watching TV, and seventy percent did so while checking social media. These activities make it easier for people to be fooled by advertising tricks. One common advertising trick is pressure selling, which gives a false impression of the popularity of a product. You've probably encountered phrases like "Limited time offer!" or "Only a few left in stock!" Before clicking the "Buy" button, make sure you're making a smart choice.

REVIEW & REFLECT _____ p. 55

A

- G: Suho, how about getting food delivered after doing our group project?
- B: I'd love to, Jane. But I need to spend less on delivery food.
- G: How often do you usually order food?
- B: About three times a week.
- G: Hmm... that's a lot. How about keeping track of how much you spend? That way, you'll know where your money is going.

B: That's good advice.

G: When you order food, you should also try to pick it up at the restaurant instead of having it delivered.

B: Oh, then I can save on the delivery fees, right?

G: Exactly.

B: Thanks, Jane!

B

W: Are you looking for a new smartwatch? Then look no further than the Go-Go Smartwatch. Our customers agree that it's better than any other watch on the market! And it has everything you need. First, it has a voice command function, which allows you to send and receive calls without touching your phone. Second, it has features that help monitor your health. Third, it supports payment applications, so you can buy products just by tapping the watch. And now is the perfect time to buy the Go-Go Smartwatch. If you buy one in July, you'll receive a fifteen percent discount on your purchase. Don't miss out on this deal!

LESSON 4

Time to Pack Your Bags

TOPIC 1 _____ p. 61

LISTEN & SPEAK

A

- B: Arin, what are you planning to do on your trip to Canada?
- G: I'm planning to attend the Quebec Winter Carnival.
- B: I've never heard of that before.
- G: It's one of the largest winter festivals in the world. I'll visit the Ice Palace and look around the snow sculptures.
- B: It sounds like a frozen city.
- G: Exactly. I'm also thinking about riding an ice slide.
- B: That would be exciting!
- G: Yeah, I'm really looking forward to it!
- B: Enjoy your trip!

B

- G: Hi, Junwon! You visited Busan last year, right?
- B: That's right, Daisy. Why do you ask?
- G: I'm planning to travel to Busan when my cousin visits Korea this summer. What was the best part of your trip?
- B: Oh, I enjoyed the night view of Gwangalli Beach the most. The food was amazing too.
- G: That's great! My cousin is excited to try some new food in Busan.
- B: There are many street foods at the Bupyeong Kkangtong Market.
- G: I should definitely go there.

- B: By the way, it can be tough to find accommodations there in summer. You'd better book them in advance.
- G: Thanks for the advice!

REAL-LIFE LISTENING _____ p. 62

- W: Welcome back. Our topic today is travel plans. Deciding when to go is essential when planning a trip. We will tell you about three tourist destinations and the best time to visit them. Shopping lovers should visit Singapore in June and July. During that time, the Great Singapore Sale is held. Many stores participate in it, so you can get amazing deals. Second, visit Iceland from September to February. This is the time when the nights are long, so there is a good chance that you will be able to see the northern lights. Lastly, if you love unusual festivals, don't miss *La Tomatina*. It is held in Spain on the last Wednesday of August. Participants at this festival have fun fights in which they throw tomatoes at one another. We hope you get a chance to visit these remarkable destinations.

TOPIC 2 _____ p. 64

GET READY

A

- B: Mina, let's review our checklist before we leave.
- G: Okay. First, we need a travel adapter.
- B: Got it! It will be helpful when a device's plug doesn't match an outlet. What's next?
- G: A power bank. In case our phone batteries get low.

- B: Check. What's next?
- G: Oh no. I forgot the earplugs. I can't sleep on the plane without them.
- B: You'd better buy some at the airport.
- G: Good idea. Also, I've packed raincoats since the weather could be rainy.
- B: Great!

REAL-LIFE VIEWING

p. 66

M: If you're visiting Bolivia, don't miss the Uyuni Salt Flat. You'll be able to see the world's largest mirror in the rainy season and crystallized salt in the dry season. When traveling to the Uyuni Salt Flat, there are a few things to be careful about. First, be cautious about altitude sickness, as it can cause headaches or breathing difficulties. Try increasing your altitude slowly so your body can adjust. Second, prepare for the strong sunlight. Be sure to wear sunglasses and a hat to prevent eye damage. Also, don't forget to apply enough sunscreen to protect yourself from sunburn. Finally, bring warm clothes and blankets. During the dry season, it can get extremely cold, which can make your body temperature dangerously low. By following these tips, you can stay safe at the Uyuni Salt Flat.

REVIEW & REFLECT _____ p. 71

A

- B: Gina, what happened to your shoulders? They look so red!
- G: Hey, Woojin. I got a sunburn while I was in Yangyang yesterday.

- B: What were you doing there?
- G: I went surfing. The weather was good for surfing because the wind wasn't blowing much.
- B: Okay, but didn't you wear any sunscreen? You should apply sunscreen before going out and then reapply it regularly.
- G: The weather was cloudy, so I didn't think I would get burned.
- B: Oh no. Well, you'd better use aloe vera gel on your burn. It will help make your skin feel better.
- G: _____

B

W: In world news, it's nearly time once again for the annual Cooper's Hill Cheese-Rolling Race. People all over the world are planning to participate in this unique event in Gloucester, England. It is an annual race in which participants chase a wheel of cheese down a long, steep hill. The race uses a wheel of Double Gloucester cheese decorated with red and blue ribbons. The person who gets to the bottom first wins the cheese as a prize. And don't worry about safety! Volunteers help people who lose their balance and carry injured people down the hill. Come and enjoy the fun race!

LESSON 5

Living in Harmony

TOPIC 1 _____ p. 77

LISTEN & SPEAK

A

- B: Watch out, Daeun!
- G: Whoa! That bike almost hit me! I thought people couldn't ride on the path at this park.
- B: They're not supposed to. Oh, there's a sign saying that bikes aren't allowed, but it's hidden by that bush. I think it should be more visible.
- G: You're right. I heard that the community service center has a box for complaints from local residents. We can report it there.
- B: Perfect! We should take action for the safety of our community.

B

- G: Look! There's the place I was telling you about.
- B: Joshua's Kitchen? Hmm... it doesn't have many tables inside.
- G: Right. This restaurant is designed for the comfort of customers with disabilities. That's why there's extra room around the tables for wheelchairs.
- B: That's nice. What other services does the restaurant offer?
- G: Its servers know sign language, so they can communicate actively with customers with hearing loss. And I heard that it also offers menus with larger text.
- B: Is that for people with low vision?
- G: Exactly!

- B: The restaurant seems dedicated to creating a welcoming environment for everyone!

REAL-LIFE LISTENING _____ p. 78

- W: Good afternoon. As the Mayor of Green Town, I am honored to present the Green Town Hero Award this year. This award is given to those who have worked hard to contribute to our community. This year's winner is the Green High School Orchestra, which has helped our town in many ways. Firstly, these talented teenagers bring beautiful music to the elderly residents of Green Care Home. Their music cheers up the residents, who sometimes even dance along. Secondly, the orchestra develops the musical skills of young students at Green Kindergarten by offering music lessons. Lastly, they are supporting our community through a charity concert. All funds raised will go toward important repairs for public facilities in the town. These amazing individuals do great things for our community. Let's give them a big hand!

TOPIC 2 _____ p. 80

GET READY

A

- B: I'm glad we're partners for this environmental poster project.
- G: Me too. Do you have any ideas on what our poster should focus on?
- B: To help the environment, I think it is important to avoid using disposable plastic. How about emphasizing that on the poster?

- G: That sounds good. (*pause*) Look! This website lists reasons to avoid using disposable plastic.
- B: I didn't know that marine animals can die because of plastic. That's a huge problem.
- G: How awful! Let's make a poster about this issue.

REAL-LIFE VIEWING

p. 82

M: When it comes to protecting the Earth, we often focus on the impact humans have. However, animals also play a role. Here are three animals that help the environment. First, let's talk about bees. Did you know that bees assist in the growth of about thirty percent of the world's crops? They play a big part in maintaining the diversity of life on Earth. Next are squirrels, nature's gardeners. Squirrels have a habit of burying nuts in the ground, which eventually grow into trees. Lastly, we have great whales. Excessive carbon emissions contribute to global warming. However, a single great whale can absorb about thirty-three tons of carbon over its lifetime. Therefore, it is important to protect animals, and we should be grateful for their role in helping the planet.

REVIEW & REFLECT _____ p. 87

A

- B: Hey, Jihyo. Have you heard about the problem with the town library?
- G: Hey, Jayden. No, I haven't. What's the problem?
- B: I heard that it was damaged by the flood a few weeks ago.

G: That's terrible news! Is it okay now?

B: Unfortunately, a lot of the books were destroyed. And the library doesn't have enough money to buy new ones.

G: Oh no! Is there anything we can do to help?

B: My friends and I will donate our used books. Why don't you donate some of yours too? It would be helpful!

G: That sounds like a great idea! Count me in!

B

W: Attention, residents! The local farmers' market is open every Wednesday from 9:00 a.m. to 4:00 p.m. at Green Park. You'll find fresh produce, baked goods, and locally made items at the market. Plus, our market is eco-friendly! We have shorter supply chains, so you can help reduce carbon emissions by shopping with us. We even offer free reusable bags to customers! It is important to support our local economy and contribute to saving our planet. Every purchase from our market can do both. We hope to see you there!

LESSON 6

Life as a Digital Native

TOPIC 1 _____ p. 93

LISTEN & SPEAK

A

- G: Minjae, what are you looking at?
- B: I'm watching the latest video from this computer equipment review channel. Do you want to take a look?
- G: Sure! (*pause*) It seems to me that the reviewer knows a lot about electronics.
- B: Yeah, that's why I love his videos! Do you enjoy watching videos?
- G: Definitely. I often watch cooking and workout videos. By the way, I'm thinking of buying new headphones. Can you recommend a video that can help me choose the right ones?
- B: Absolutely! Here's one. Let's watch it together.

B

- B: Ellen, did you finish the science homework?
- G: You mean the report on a future industry, right? I haven't even started yet. It's too difficult.
- B: That's why I'm going to try asking an AI chatbot for ideas.
- G: Interesting. Do you think it will help?
- B: Yeah, it seems to me that it will be pretty helpful. I found one that specializes in science topics, and it gave me a lot of information.
- G: I might give it a try. But I'm not sure if the information is very trustworthy. We should check where the information comes from.

REAL-LIFE LISTENING

p. 94

M: Good morning, everyone! Today, I'm thrilled to introduce our new music recommendation system, "Just for You." As the CEO of our music service, I want to tell you how this system will improve your listening experience. Let me share the benefits with you. The first one is its outstanding personalization. "Just for You" improves personalization by comparing your listening habits with data from other users. It gets to know your own unique music taste, so every recommendation is suitable for you. The second benefit is its dynamic adaptation. "Just for You" can adapt to your changing tastes over time. This ensures that you never miss out on the right recommendations. Our new system will make your music experience more enjoyable. Now, let's see how it works. Get ready to experience the power of "Just for You!"

TOPIC 2 _____ p. 96

GET READY

A

- G: Look! This news is incredibly shocking! I'm going to post it on my social media.
- B: Hmm... that story seems hard to believe. I think you should check if it's false.
- G: Okay... but, how?
- B: You can use a SHARE checklist for identifying fake news. Here's one. Let's examine the news article using this step first.
- G: Sure. (*pause*) Oh, this image in the article appears to be edited.
- B: Right. It might be fake news.

G: I guess I need to be cautious about sharing news online.

REAL-LIFE VIEWING

p. 98

W: Welcome to the copyright class! Today, we'll explore Creative Commons licenses. By using them, creators can give permission to use their work. The licenses consist of four elements. Creators can mix and match these elements to show what you can and can't do with their content. Let's check what each element represents. The first element allows you to share and modify the content as long as proper credit is given to the original creator. The next one states that you can modify the content, but you must maintain the same type of license for the new content. Moving on, the third element tells you not to use the content for commercial purposes. Lastly, the fourth element means you cannot change or edit the content in any way. When using work that has Creative Commons licenses, make sure you follow all of these rules.

REVIEW & REFLECT _____ p. 103

A

B: Emily, I just visited your channel and watched your recent dance video.

G: Oh, you did? What do you think of it?

B: I thought it was a great dance cover! It seems to me that it will be a very popular video.

G: Thanks! But, honestly, I don't think that many people liked it.

B: Really? But it already has nearly ten thousand views.

G: Yes, but some people left comments saying that I'm a terrible dancer. It made me upset.

B: That's too harsh. Some people are really mean online. I think you always do a great job. And your video-editing skills are amazing.

G: Thanks, Homin. You're the best.

B

W: You have one new message. Received on January 5, at 3:00 p.m. (*beep*)

M: Hello, I'm Max Williams, a drama teacher from Springfield High School. I'm calling to request a correction to the news article you wrote about the school play. It stated that the play, *Romeo and Juliet*, will start at 8:00 p.m. on February 6. In fact, the start time is 7:00 p.m. In addition, the play will be in the main auditorium, not the gymnasium. Since the play will be open to the public, I think you should publish the correction as soon as possible.

Photos

유료 사이트

www.shutterstock.com

www.alamy.com

Lesson 1 p. 10, p. 11, p. 13, p. 14, p. 15, p. 16, p. 17, p. 18, p. 19, p. 21, p. 23, p. 24, p. 25

Lesson 2 p. 26, p. 27, p. 28, p. 29, p. 30, p. 31, p. 32, p. 33, p. 35, p. 37, p. 39, p. 40, p. 41

Lesson 3 p. 42, p. 43, p. 44, p. 45, p. 46, p. 47, p. 48, p. 49, p. 50, p. 51, p. 52, p. 53, p. 55, p. 56, p. 57

Lesson 4 p. 58, p. 59, p. 61, p. 62, p. 63, p. 64, p. 65, p. 66, p. 67, p. 68, p. 69, p. 71, p. 72, p. 73

Lesson 5 p. 74, p. 75, p. 76, p. 78, p. 79, p. 80, p. 81, p. 82, p. 83, p. 84, p. 85, p. 87, p. 88, p. 89

Lesson 6 p. 90, p. 91, p. 92, p. 93, p. 94, p. 95, p. 97, p. 98, p. 99 p. 100, p. 101, p. 103, p. 104, p. 105

기타

Lesson 1 p. 24 <https://www.cruiselakegeneva.com/public-tours/us-mailboat/>
p. 25 https://commons.wikimedia.org/wiki/File:Whale_Crier_-_Hermanus.jpg

Lesson 2 p. 41 <https://commons.wikimedia.org/wiki/File:Extermeironingrivelin.jpg>

Lesson 4 p. 62 https://commons.wikimedia.org/wiki/File:Flag_of_Singapore.svg
https://commons.wikimedia.org/wiki/File:Flag_of_Iceland.svg
https://commons.wikimedia.org/wiki/File:Flag_of_Spain.svg
p. 72 [https://commons.wikimedia.org/wiki/File:Madeira_-_Monte_toboggan_ride_\(33494324565\).jpg](https://commons.wikimedia.org/wiki/File:Madeira_-_Monte_toboggan_ride_(33494324565).jpg)

Lesson 5 p. 77 https://commons.wikimedia.org/wiki/File:South_Korea_road_sign_212.svg
https://commons.wikimedia.org/wiki/File:South_Korea_road_sign_230.svg
https://commons.wikimedia.org/wiki/File:South_Korea_road_sign_210.svg

Lesson 6 p. 98 https://commons.wikimedia.org/wiki/File:Cc-by_new.svg
<https://commons.wikimedia.org/wiki/File:Cc-sa.svg>
<https://commons.wikimedia.org/wiki/File:Cc-nc.svg>
<https://commons.wikimedia.org/wiki/File:Cc-nd.svg>

* 출처 표시를 안 한 사진 및 삽화 등은 저작자 및 발행사에서 저작권을 가지고 있는 경우임.

Contents

- Lesson 1**
- p. 12 <https://theresponsivecounselor.com/2014/06/multiple-intelligences-lesson-part-1>
<https://www.simplypsychology.org/multiple-intelligences.html>
<https://www.uthsc.edu/tlc/intelligence-theory.php>
<https://www.verywellmind.com/gardners-theory-of-multiple-intelligences-2795161>
- p. 24 CBS NEWS, 2013, 03, 27, <https://www.cbsnews.com/news/finland-hotel-needs-professional-sleeper-to-test-rooms/>
<https://wisconsinlife.org/story/lake-geneva-tradition-leaps-along-with-mailboat-jumpers/>
- p. 25 <https://www.hermanus.co.za/tourism/whale-crier/the-hermanus-whale-crier>
- Lesson 2**
- p. 34 New York Post, 2023, 10, 20, <https://nypost.com/2023/10/20/viral-thanksgiving-strangers-jamal-hinton-and-wanda-dench-announce-eighth-year-together>
People, 2023, 11, 24, <https://people.com/human-interest/thanksgiving-grandma-jamal-hinton-wanda-dench-thanksgiving-photos/>
- p. 40 <https://bubble-football-budapest.com/bubble-football-history/>
<https://www.allpastimes.com/terrarium>
- p. 41 <https://www.thefactsite.com/extreme-ironing-sport/>
- Lesson 3**
- p. 46 <https://www.messforless.net/arancini-balls-easy-rice-balls/>
<https://juliascuisine.com/arancini-made-with-leftover-risotto/>
- p. 50 Competition and Markets Authority, 2022, <https://www.gov.uk/government/news/say-bye-bye-to-boozy-buys-cma-warns-about-dangers-of-late-night-shopping>
<https://ripoff-tipoff.campaign.gov.uk/>
<https://blog.close.com/high-pressure-sales-tactics/>
- p. 56 <https://www.thekitchn.com/whats-the-deal-with-fairy-bread-237863>
The Guardian, 2021, 03, 25, <https://www.theguardian.com/food/2021/mar/26/accessible-affordable-joy-on-a-plate-the-endurance-of-fairy-bread>
Los Angeles Times, 2022, 01, 25, <https://www.latimes.com/food/story/2022-01-25/lunar-new-year-longevity-noodles>
CNN, 2023, 01, 19, <https://www.cnn.com/travel/article/longevity-noodles-lunar-new-year-hnk-intl>
- p. 57 Vietnam Times, 2021, 11, 09, <https://vietnamtimes.org.vn/birthday-food-traditions-from-around-the-world-37465.html>

- Lesson 4**
- p. 60 <https://www.b-europe.com/EN/Blog/Traveller-types>
 - p. 61 <https://carnaval.qc.ca/en/about-the-carnival-2/about-the-carnival/>
<https://www.attractionscanada.com/quebec/quebec-winter-festival.asp>
 - p. 62 <https://www.ntu.edu.sg/news/detail/it%27s-time-to-get-shoppers-excited-again-about-the-great-singapore-sale-opinion>
<https://www.travelandleisure.com/trip-ideas/nature-travel/iceland-when-to-see-northern-lights>
<https://www.tomatofestivalspain.com/>
 - p. 66 <https://uyunisaltflat.com/safety>
<https://activeadventures.com/blog/little-guide-to-uyuni-bolivia/>
 - p. 71 AP News, 2023, 05, 30, <https://apnews.com/article/uk-gloucester-cheese-rolling-extreme-sport-435d6cc4863a48fc9fba417210aac606>
 - p. 72 <https://www.businessinsider.com/most-unique-types-of-public-transportation-around-the-world-2019-7>
<https://www.idealista.pt/en/news/lifestyle-portugal/2019/06/13/367-monte-toboggan-ride-madeira-portugal>
 CNN, 2022, 05, 18, <https://edition.cnn.com/travel/article/wuppertal-schwebbahn-suspension-railway-germany/index.html>
 The Times of India, 2022, 05, 30, <https://timesofindia.indiatimes.com/travel/things-to-do/heard-of-upside-down-railways-you-need-to-visit-germanys-wuppertal-schwebbahn-to-experience-yourself/articleshow/91883054.cms>
 - p. 73 BBC, 2022, 08, 15, <https://www.bbc.com/travel/article/20220814-the-floating-homes-of-lake-titicaca>
- Lesson 5**
- p. 77 <https://themighty.com/topic/disability/make-restaurant-accessible-customers-disabilities/>
 - p. 80 <https://www.lessplastic.org.uk/9-reasons-refuse-single-use-plastic/>
<https://www.iucn.org/resources/issues-brief/marine-plastic-pollution>
 - p. 82 <https://www.globalgiving.org/learn/ways-animals-help-us/>
<https://earthsky.org/earth/wildlife-can-help-curb-climate-change/>
 - p. 88 <https://www.foodingredientsfirst.com/news/price-volatility-and-climate-change-continue-to-impact-vanilla-agriculture-suppliers-warn>
 The Guardian, 2021, 09, 07, <https://www.theguardian.com/environment/2021/sep/07/avocado-and-vanilla-among-hundreds-of-crop-wild-relatives-facing-extinction-study-aoe>
<https://www.scienceabc.com/nature/what-will-happen-to-the-maldives-by-2050.html>
 - p. 89 CNN, 2023, 04, 22, <https://edition.cnn.com/interactive/2023/04/climate/disappearing-species-lakes-foods-climate-change/>
<https://www.earthday.org/the-royal-bengal-tiger/>

- Lesson 6**
- p. 94 <https://www.eliftech.com/insights/all-you-need-to-know-about-a-music-recommendation-system-with-a-step-by-step-guide-to-creating-it/>
 - p. 96 <https://sharechecklist.gov.uk/>
 - p. 98 <https://creativecommons.org/share-your-work/cclicenses/>
<https://smartcopying.edu.au/what-is-creative-commons/>
<https://ccl.cckorea.org/about/>
 - p. 104 BBC, 2021, 12, 07, <https://www.bbc.com/culture/article/20211206-is-squid-game-the-dawn-of-a-tv-revolution>
BBC, 2022, 05, 04, <https://www.bbc.com/news/education-61305442>
 - p. 105 <https://metaverseinsider.tech/2023/03/27/metaverses/>
<https://venturebeat.com/virtual/how-the-metaverse-will-connect-the-world/>

* 집필진의 직접 집필인 경우 출처를 밝히지 않았음.

QR

- Lesson 1**
- p. 13 <https://ne2.us/z9YF6d>
 - p. 14 <https://ne2.us/xEhLRW>
 - p. 16 <https://ne2.us/rfJfRT>
 - p. 17 <https://ne2.us/lwBvTx>
 - p. 18 <https://ne2.us/fe46mQ>
 - p. 22 <https://ne2.us/EA9hj2>
 - p. 23 <https://ne2.us/RosZVc>

- Lesson 2**
- p. 29 <https://ne2.us/AGtGW0>
 - p. 30 <https://ne2.us/ILYMRc>
 - p. 32 <https://ne2.us/QS8jDN>
 - p. 33 <https://ne2.us/y6piVg>
 - p. 34 <https://ne2.us/kGB0sk>
 - p. 38 <https://ne2.us/R2jZxz>
 - p. 39 <https://ne2.us/KX5rMs>

- Lesson 3**
- p. 45 <https://ne2.us/AMvle6>
 - p. 46 <https://ne2.us/NWWARS>
 - p. 48 <https://ne2.us/fccXmv>
 - p. 49 <https://ne2.us/pSyZ5X>
 - p. 50 <https://ne2.us/EpQWjy>
 - p. 54 <https://ne2.us/4ix4sy>
 - p. 55 <https://ne2.us/0yN87r>

- Lesson 4**
- p. 61 <https://ne2.us/T0IEhS>
 - p. 62 <https://ne2.us/DTH0UZ>
 - p. 64 <https://ne2.us/LYy1dU>
 - p. 65 <https://ne2.us/HurPef>
 - p. 66 <https://ne2.us/nd91nC>
 - p. 70 <https://ne2.us/qCgdjz>
 - p. 71 <https://ne2.us/2yiECa>

- Lesson 5**
- p. 77 <https://ne2.us/z5mh8h>
 - p. 78 <https://ne2.us/6KIWIM>
 - p. 80 <https://ne2.us/CagZVO>
 - p. 81 <https://ne2.us/hTG07f>
 - p. 82 <https://ne2.us/iHhzcj>
 - p. 86 <https://ne2.us/8cEdO4>
 - p. 87 <https://ne2.us/X4GDtk>

- Lesson 6**
- p. 93 <https://ne2.us/6YdSS1>
 - p. 94 <https://ne2.us/hsmfRC>
 - p. 96 <https://ne2.us/Augk1n>
 - p. 97 <https://ne2.us/Andvtt>
 - p. 98 <https://ne2.us/3NZuq8>
 - p. 102 <https://ne2.us/QzuJpX>
 - p. 103 <https://ne2.us/D7MEXo>